

# B U Z Z

S E A T I N G   A T   I T S   B E S T



PRICE LIST

US EDITION

JULY 2022

## INDEX

### SIDE CHAIRS

Flite .....	4
Start .....	5
Jem .....	6
Caboodle.....	12
Melo Side.....	24

### SPECIALITY STOOLS/URETHANE

Jem .....	7
Polyurethane.....	17
General Purpose.....	18
Medical .....	18
Dental.....	19
Pronto Sit Stand .....	37

### EXECUTIVE TASK

Leather On Demand .....	14
Bailey.....	16
Rika .....	26

### MESH BACK TASK

Dandy .....	20
Nifty.....	21
Melo Task .....	23
Rika .....	26
Pronto Mesh Heavy Duty .....	36

### PRONTO SERIES

Sit/Stand.....	37
Bantam .....	38
Petite.....	42
Mid Back.....	46
High Back.....	50
24/7 Heavy Duty.....	54

### HEAVY DUTY TASK

Big & Tall .....	32
Shield .....	34
Pronto 24/7 .....	54

### SMALL FOOT PRINT TASK

Snap .....	29
Dandy .....	20

### MISCELLANEOUS PARTS/ACCESSORIES

Arm Options.....	58
Caster Options.....	58
Arm Pad Options.....	59
Accessories.....	59
Parts List.....	60

### STOOLS

Nifty.....	21
Melo Task .....	24
Rika .....	26
Snap .....	29
Pronto Mesh Heavy Duty .....	36
Pronto .....	42

## BUSINESS DONE RIGHT!

### Prices

All prices are suggested manufacturer's list and are subject to change without notice. Prices in effect at the time of the order acceptance shall apply.

### Shipping Cartons/Blanket Wrap

All products are delivered in a box and assembly may be required. Blanket wrapped shipments can be prearranged with Customer Service for full truckload quantities only. Additional fees may apply.

### Freight Terms & Claims

All shipments are subject to the standard freight program which requires a minimum of twelve (12) chairs for free freight, or \$25 net per chair when ordering eleven (11) or fewer to the contiguous 48 United States. Prepaid freight is based upon standard ground shipments. Additional charges may apply for any special delivery requests such as inside or residential delivery or liftgate service. A \$40 charge applies for all "Call Before Delivery" requests. Buzz Seating reserves the right to determine the most economical shipment method and is not responsible for delays that may occur during transit. If any delivered product arrives damaged or missing parts, Buzz Seating must be notified within fourteen (14) calendar days of receipt of product. Purchaser waives any right to claim damage or missing parts and incurred charges will be the responsibility of the receiver for claims received after fourteen (14) calendar days.

### Product Design

Buzz Seating reserves the right to make changes in design or material to discontinue products and/or change components at its discretion. Chair dimensions are often interpreted differently depending upon the manner in which measured. Actual dimensions can vary slightly depending on model and options selected.

### To Order

Specify model number and all other applicable information on a purchase order. Orders will be immediately acknowledged identifying the products ordered, price and scheduled ship date. Customers are responsible to review order acknowledgments for accuracy. Please note that verbal orders cannot be accepted.

### Changes and Cancellations

Orders that have entered any stage of production cannot be canceled without penalty. Order changes must be in writing and, upon review, a decision will be made if the change can be accepted and/or calculation of applicable or additional costs or fees due to change(s).

### Returns

Authorization for return must be requested and approved by Buzz Seating prior to the return of the product. Returns are subject to a 35% restocking charge of the net sale and applicable shipping costs. Unauthorized returns will not be accepted.

### Shipping Terms

Orders are shipped as soon as possible or as requested by the purchaser. Factors such as quantity or fabric selection can affect shipping schedules. Buzz Seating is not responsible or liable for any financial consequences resulting from production, shipping or delivery delays.

### CAL 117-2013 and CAL 133

Buzz Seating's entire line meets CAL 117-2013 fire standards. CAL 133 is available on most models. Burn certificates available upon request. Check with Customer Service for additional information.

### Authorized Dealer Requirement

To become an authorized Buzz Seating dealer, a dealer must be willing and able to provide full dealer services to the end user, including, but not limited to, design, product demonstrations, on-site installation, delivery, repairs, service, and warranty work. Additionally, Buzz Seating reserves the right to designate and authorize a dealer of record of its choice as it relates to a specific project, order or contract.

### E-Commerce

Buzz Seating does not permit the marketing or sale of its products via e-commerce websites without the express written consent of the company.

### Credit Terms and Policy

Where credit has been established, terms are net 30 days. A service charge of 1-1/2% per month or the maximum allowed by law will be imposed on all past due accounts. New accounts are required to submit a dealer application before an order can be processed. A minimum 50% deposit is required with the first order. Initial orders of \$1,000 or less require full prepayment. Once credit has been established, deposits are only required based upon payment history, unusual circumstances, or large orders. Payments made by credit card are subject to a 4% fee.

### Warranty

Buzz Seating warrants to the original purchaser that components and workmanship will be free from defects under normal use from the date of original purchase as described below. As the sole remedy under this warranty, the company will repair or replace, at its discretion, without charge to original purchaser only the defective products or parts as follows:

#### Components

**LIFETIME WARRANTY** which is the entire time owned by the original end user for all chair components including pneumatic cylinder, mechanism, base, and casters.

#### Upholstery and Foam

5 year warranty on upholstery and foam; 10 year warranty on mesh. COM is not covered under the Buzz Seating warranty.

Normal use is defined under this warranty as standard commercial use based upon the product being properly utilized in a typical office environment, 8 hours per day, 5 days per week, with a weight limit not to exceed specified chair model weight. See specific chair series price book pages for weight limits and/or amended warranty information.

Normal wear and tear is not warrantied. Damages from misuse, abuse, alterations, accident or negligence are not covered. Buzz Seating is not responsible for incidental or consequential damages. Any labor or travel cost regarding installation, service, or repairs are the full responsibility of the dealer. Orders processed by Buzz Seating are done so with unconditional and full acceptance by the purchaser of Buzz Seating's published terms, conditions, and warranties. Absent Buzz Seating's willful misconduct or gross negligence, Buzz Seating shall not be liable for any damages or loss arising from the products, including personal injury or damage to property.

Except for the express representations and warranties set forth herein, Buzz Seating expressly disclaims and makes no warranties or representations, either express or implied on the products, including, but not limited to, any warranty of quality, design, condition, merchantability, or fitness for any purpose, or any warranty against patent infringement or latent defects. Except as expressly contained herein, all products are acquired as is, where is, with all faults, and without express or implied warranty of any kind.

### Force Majeure

Buzz Seating shall not be liable for delay or failure to perform due to any event reasonably beyond its control, including but not limited to: fire, flood, strike, act of God, act of any governmental authority or of customer, riot, embargo, fuel or energy shortage, wrecks or delay in transportation, inability to obtain necessary labor, materials or manufacturing facilities from usual sources or failure of suppliers to meet their contractual obligations. In the event of a delay due to any such cause, Buzz Seating, at its sole discretion, may extend the date of delivery or time from completion as reasonably necessary to overcome the effect of such delay, to allocate any available supply of goods in a manner it deems reasonable, or to cancel any order. Should a qualifying event occur, Buzz Seating will immediately notify the customer's authorized representative by phone and email.

**Buzz Seating strives to utilize North American manufactured components and labor whenever possible.**

### NAFTA Compliant / TAA Compliant

**All products meet or exceed ANSI/BIFMA Standards**

©2003-2023 Buzz Seating, Inc. All rights reserved.



## COM (Customer's Own Material)

### COM Approval

All COM fabric must be approved for use by Buzz Seating. It is recommended that a full yard of sample upholstery be submitted for testing and approval prior to processing an order. Many upholsteries are already pre-approved and do not require sampling. Please check with Customer Service for direction.

### Yardage Requirements

For plain, non-directional, solid color or non-patterned upholstery, please follow the yardage requirements printed in this price book for each chair; however orders of 10 chairs or more usually require less yardage due to upholstery yield. Some repeat or patterned upholstery may require additional yardage. Contact Customer Service for exact yardage requirements.

### Production Scheduling and Shipping

COM fabrics will be scheduled immediately into production upon receipt of the fabric at our plant location.

### Submitting COM Upholstery

For identification purposes, it is important to reference the dealer's name and purchase order number on all upholstery rolls. Upholstery that requires special application or direction must be clearly explained by completion and submission of the form below. It is very important to follow all instructions listed regarding submission of COM upholstery.

### Please Note

COM fabric will be inspected at our plant for quality issues. Buzz Seating will not be held responsible for defects, color, dye lot variations, or material flaws regarding COM fabric. Buzz Seating does not provide warranty for COM fabrics. Excess yardage will not be returned unless requested. A written request must be received at the time of order for return of excess COM yardage. Shipping charges are applicable.

### Custom Upholstery Requests

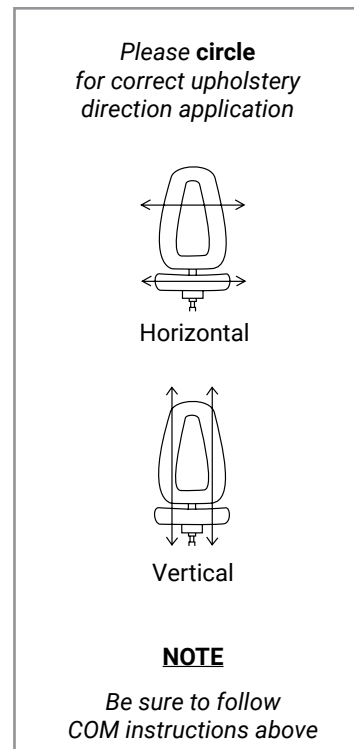
Buzz Seating offers a graded-in program for many upholstery suppliers that is published on the website. For any COM not listed, contact Customer Service for direction. Buzz Seating assumes no liability or warranty for any COM material. Only upholstery specifically carded within the Buzz Seating program will retain the published warranty.

## COM Form

**Please Check One:**  Upholstery and form for pre-testing and approval only  
 Upholstery and form for actual order

Name \_\_\_\_\_ Phone \_\_\_\_\_  
 Contact Person \_\_\_\_\_ Fax \_\_\_\_\_  
 Address \_\_\_\_\_ Email \_\_\_\_\_  
 \_\_\_\_\_  
 Purchase Order Number \_\_\_\_\_  
 Chair Model \_\_\_\_\_  
 Qty Ordered \_\_\_\_\_  
 Yardage Required Per Chair \_\_\_\_\_  
 COM Mill Supplier \_\_\_\_\_  
 COM Upholstery Name/Number \_\_\_\_\_  
 COM Upholstery Color \_\_\_\_\_  
 Total Yardage Shipped \_\_\_\_\_

**PLEASE CONTACT CUSTOMER SERVICE FOR ADDRESS TO SHIP COM UPHOLSTERY**



**Top of Chair**

**Attach Upholstery Here**

(Place upholstery in the direction it should be applied to the chair.  
If not returned with upholstery direction specified, factory will make judgment.)

**Bottom of Chair**

## GSA CONTRACT



GSA Contract No. GS-28F-0040U

TIN# 03-053-1579

SIN# 33721

Schedule MAS Office Furniture

Contract Period: September 01, 2008 – August 31, 2028

Business Size: Small

- |   |  |
|---|--|
| <p>1a. Special Item Numbers Awarded:<br/>33721 Multipurpose Seating<br/>33721 Stacking Chairs</p> <p>1b. Lowest Priced Item:<br/>33721 PRB01 \$535.00<br/>33721 FL00 \$395.00</p> <p>1c. Hourly rates:<br/>Not Applicable</p> <p>2. Maximum order:<br/>\$250,000.00</p> <p>3. Minimum order:<br/>\$100.00</p> <p>4. Geographic coverage:<br/>The 48 contiguous states and the District of Columbia,<br/>Alaska, Hawaii, Puerto Rico, and the Virgin Islands</p> <p>5. Point of production:<br/>Cincinnati, OH and Cambridge, ON</p> <p>6. Discount from list:<br/>60%</p> <p>7. Quantity discounts:<br/>\$50,000.00-\$99,999.00 extra 1% off net<br/>\$100,000.00-\$149,000.00 extra 2% off net<br/>\$150,000.00-\$200,000.00 extra 3% off net</p> <p>8. Prompt payment terms:<br/>Net 30 Days</p> <p>9a. Notification that government purchase cards are accepted or not accepted above the micro-purchase threshold<br/>Yes-Credit Cards accepted-Visa and Mastercard</p> <p>9b. Notification whether government purchase cards are accepted or not accepted above the micro-purchase threshold<br/>Yes-Credit Cards accepted-Visa and Mastercard</p> <p>10. Foreign items:<br/>None</p> <p>11a. Time of delivery:<br/>14 days after receipt of order</p> <p>11b. Expedited delivery:<br/>Available on all products-Contact Factory</p> <p>11c. Overnight and 2-day delivery:<br/>Available on all products-Contact Factory</p> <p>11d. Urgent requirements:<br/>As per clause I-FSS-100 A, to effect a faster delivery, please contact the local dealer or factory</p> <p>12. F.O.B. points:<br/>Destination/CONUS, within the 48 contiguous states and the District of Columbia. Port of embarkation for delivery to Alaska, Hawaii, Puerto Rico and the Virgin Islands</p> | <p>13a. Ordering address:<br/>Buzz Seating, Inc.<br/>4774 Interstate Drive<br/>Cincinnati, OH 45246<br/>Tel: (877) 263-5737<br/>Fax: (513) 772-7328<br/>Email: customerservice@buzzseating.com<br/>Authorized dealer should be noted on order</p> <p>13b. Ordering procedures:<br/>For supplies and services, the ordering procedures, information on Blanket Purchase Agreements (BPA's) are found in Federal Acquisition Regulation (FAR) 8.405-3</p> <p>14. Payment address:<br/>Buzz Seating, Inc.<br/>PO Box 31379<br/>Cincinnati, OH 45231<br/>Tel: (877) 263-5737<br/>Fax: (513) 772-7328</p> <p>15. Warranty provisions:<br/>Buzz Seating offers a lifetime warranty against manufacturer's defects on components and 5 years on fabric and foam</p> <p>16. Export packing charges:<br/>Quoted on request</p> <p>17. Terms and conditions of government purchase card acceptance:<br/>A. Credit card number<br/>B. Credit card expiration date<br/>C. Individual's name as it appears on credit card &amp; CVC code<br/>D. Telephone number to whom credit card is issued</p> <p>18. Terms and conditions of rental, maintenance and repair:<br/>Not applicable</p> <p>19. Terms and conditions of installation:<br/>Contact Factory</p> <p>20. Terms and conditions of repair parts:<br/>Contact Factory</p> <p>20a. Terms and conditions for any other services:<br/>Contact Factory</p> <p>21. Servicing Dealers:<br/>Available upon request</p> <p>22. List of participating dealers:<br/>Available upon request</p> <p>23. Preventive maintenance:<br/>Contact Factory</p> <p>24a. Special attributes such as environmental attributes:<br/>Not Applicable</p> <p>24b. Not Applicable</p> <p>25. Unique Entity Identifier (UEI): USUQSLEY3MN3</p> <p>26. Central Contractor Registration:<br/>Buzz Seating, Inc. is registered and current in The System for Award Management (SAM.gov)</p> |
|---|--|

Perfect meeting room chair



SQUARE BACK  
ARMLESS VERSION

- 7/8" steel frame
- 14 gauge steel
- Arm or armless
- Black frame
- Stackable 3-4 high
- Multiple options
- Ships fully assembled

300 lb. Capacity All prices are LIST

Model	Arm Options	Upholstery Grade					
		1	COM 2	3	4	5	6
<b>FLS00</b>	armless	395	425	455	490	535	590
<b>FLS10</b>	with arms	450	480	510	545	590	645

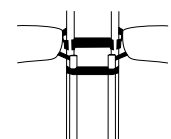


RADIUS BACK  
ARM VERSION

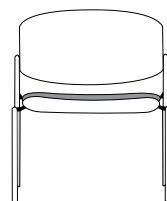
300 lb. Capacity All prices are LIST

Model	Arm Options	Upholstery Grade					
		1	COM 2	3	4	5	6
<b>FLR00</b>	armless	395	425	455	490	535	590
<b>FLR10</b>	with arms	450	480	510	545	590	645

Options



Adjustable Width  
Ganging Brackets



1" Extra Seat Foam

Back Panel Options

- SB** Standard upholstered back panel. (DEFAULT)
- BB** Ballistic nylon back – recommended (no upcharge)
- BP** Bumper back trim – recommended (no upcharge)  
Choose from 6 colors. Refer to web site for selection.

Buzz Seating is not responsible for back panel wear or tear regardless of option chosen. For additional back wear protection, **BB** or **BP** is recommended. One option is provided without an additional upcharge. If both options are ordered, a 45 list upcharge applies. Refer to web site for **BP** color selections.

DEFAULT IS SB UNLESS SPECIFIED OTHERWISE

Additional Options

MODEL#		ADD
<b>CAL133</b>	California Technical Bulletin 133	115
<b>MF</b>	Memory foam 1" layered seat	105
<b>EF</b>	1" Extra seat foam	46
<b>GB</b>	Adjustable width ganging brackets	35 / pair
<b>GLSLG2</b>	Self leveling chrome glides (set of 4)	29
<b>CF/CFC</b>	Chrome and custom color frame finishes available. Minimum order quantity and extended lead time applies. Contact Customer Service for further information.	

Actual dimensions will vary depending on model and options selected.

Dimensions:	seat width 19.5"	seat height from floor 18"	back width 19.5"	back height 16"	overall outside width 19.75" armless	overall outside width 23.5" with arms	overall outside depth 21.25"	overall outside height 31.5"
<b>Weight:</b>	17.5 lbs.							

COM Requirements: 1.25 yards per chair

TO ORDER, please specify:	model	back panel	options	fabric pattern	fabric color	price
<b>EXAMPLE</b>	<b>FLR00</b>	<b>SB</b>	<b>GLSLG2</b>	<b>MOGULS</b>	<b>FLARE 2188</b>	<b>424</b>

**FREIGHT PROGRAM**  
11 or fewer \$25 net per chair  
12 or more free shipping



Strong and solid lobby or side chair



14 gauge steel tube frame  
20" wide seat (actual seat)

- 7/8" steel frame
- 14 gauge steel
- Arm or armless
- Black frame
- Sled base
- Easy mobility
- Timeless design
- Ships fully assembled

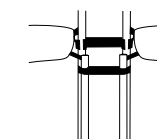
300 lb. Capacity All prices are LIST

Model	Arm Options	Upholstery Grade					
		1	COM 2	3	4	5	6
<b>ST00</b>	armless	465	495	525	560	605	660
<b>ST10</b>	urethane arm pads	510	540	570	605	650	705

Arm Options



Options



Adjustable Width  
Ganging Brackets

Back Panel Options

- SB** Standard upholstered back panel. (DEFAULT)
- BB** Ballistic nylon back – recommended (no upcharge)
- BP** Bumper back trim – recommended (no upcharge)  
Choose from 6 colors. Refer to web site for selection.

Buzz Seating is not responsible for back panel wear or tear regardless of option chosen. For additional back wear protection, **BB** or **BP** is recommended. One option is provided without an additional upcharge. If both options are ordered, a 35 list upcharge applies. Refer to web site for **BP** color selections.

DEFAULT IS SB UNLESS SPECIFIED OTHERWISE

Additional Options

MODEL#		ADD
<b>CAL133</b>	California Technical Bulletin 133	115
<b>MF</b>	Memory foam 1" layered seat	105
<b>EF</b>	1" Extra seat foam	46
<b>GB</b>	Adjustable width ganging brackets	35 / pair

Actual dimensions will vary depending on model and options selected.

Dimensions:	seat width 20"	seat height from floor 17"	back width 20"	back height 17.5"	overall outside width 22"
<b>Weight:</b>	25 lbs.				
<b>COM Requirements:</b>	1.50 yards per chair				

TO ORDER, please specify:	model	back panel	options	fabric pattern	fabric color	price
<b>EXAMPLE</b>	<b>ST10</b>	<b>BB</b>	<b>MF</b>	<b>MOGULS</b>	<b>FLARE 2188</b>	<b>615</b>



**FREIGHT PROGRAM**  
11 or fewer \$25 net per chair  
12 or more free shipping

# JEMChair™



**Jem**

Page 7



**Jem+3**

Page 8



**Jem+6**

Page 9



**Jem Counter Stool**

Page 10



**Jem Bar Stool**

Page 11



**Jem Polyurethane**

Page 7

## Jem™ Side Chair Series

The chair that sits like a gem.

- 1" oval steel frame tubing for added strength
- Arm or armless
- Black or gray frame
- Black arms
- Stackable 3 high
- Full sized back
- Compound double curved back for extreme comfort
- Optional casters
- Waterfall seat front
- Wall saver legs
- Nylon black glides (standard)
- Ships fully assembled



Shown with **CC09** carpet casters (not stackable)



Polyurethane Version

750 lb. Capacity All prices are LIST

Model	Frame Color	Description	Upholstery Grade					
			1	COM 2	3	4	5	6
<b>JEM00BK</b>	black	armless	455	495	545	595	655	725
<b>JEM00GR</b>	gray	armless	455	495	545	595	655	725

750 lb. Capacity All prices are LIST

Model	Frame Color	Description	Upholstery Grade					
			1	COM 2	3	4	5	6
<b>JEM10BK</b>	black	with arms	520	560	610	660	720	790
<b>JEM10GR</b>	gray	with arms	520	560	610	660	720	790

### Additional Options

MODEL#		ADD
<b>CA133</b>	California Technical Bulletin 133	115
<b>CC09</b>	Black carpet casters (set of 4) (350 lb. capacity)	46
<b>HC09</b>	Black hard floor casters (set of 4) (350 lb. capacity)	46
<b>EF</b>	1" Extra seat foam	46
<b>GB</b>	Adjustable width ganging brackets	35 / pair
<b>CF/CFC</b>	Chrome and custom color frame finishes available. Minimum order quantity and extended lead time applies. Contact Customer Service for further information.	

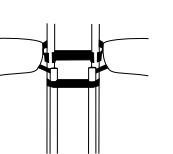
### Back Panel Options

- SB** Standard upholstered back panel. *(DEFAULT)*
- BB** Ballistic nylon back – recommended *(no upcharge)*

Buzz Seating is not responsible for back panel wear or tear regardless of option chosen. For additional back wear protection, **BB** is recommended. **BP** is not available on Jem chairs.



1" Extra Seat Foam



Adjustable Width Ganging Brackets

### Polyurethane Version:

- Extended lead time
- Minimum order quantity
- Grade 4 pricing

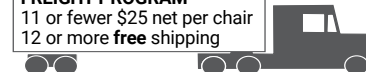
Actual dimensions will vary depending on model and options selected.

<b>Dimensions:</b>	seat width 19.5"	seat height from floor 17.5"	back width 19.5"	back height 16"
	seat depth 18.5"		overall outside width 21.5" armless	25" with arms
<b>Weight:</b>	JEM00 18 lbs.		overall outside width 24"	
	JEM10 21 lbs.		overall outside depth 33.5"	
			overall outside height 27"	

**COM Requirements:** 1.25 yards per chair

<b>TO ORDER, please specify:</b>	model	options	fabric pattern	fabric color	price
<b>EXAMPLE</b>	JEM10BK	EF	MOGULS	FLARE 2188	566

**FREIGHT PROGRAM**  
11 or fewer \$25 net per chair  
12 or more free shipping



The chair that sits like a gem.

- 1” oval steel frame tubing for added strength
- Arm or armless
- Black or gray frame
- Black arms
- Stackable 3 high

- Full sized back
- Compound double curved back for extreme comfort
- Optional casters

- Waterfall seat front
- Wall saver legs
- Nylon black glides (standard)
- Ships fully assembled



750 lb. Capacity All prices are LIST

Model	Frame Color	Description	Upholstery Grade					
			1	COM 2	3	4	5	6
<b>JEM00+3BK</b>	black	armless	695	745	825	935	1045	1170
<b>JEM00+3GR</b>	gray	armless	695	745	825	935	1045	1170




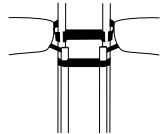
750 lb. Capacity All prices are LIST

Model	Frame Color	Description	Upholstery Grade					
			1	COM 2	3	4	5	6
<b>JEM10+3BK</b>	black	with arms	760	810	890	1000	1110	1235
<b>JEM10+3GR</b>	gray	with arms	760	810	890	1000	1110	1235



Shown with **CC09** black carpet casters (not stackable)

Additional Options		
MODEL#		ADD
<b>CAL133</b>	California Technical Bulletin 133	130
<b>CC09</b>	Black carpet casters (set of 4) (350 lb. capacity)	46
<b>HC09</b>	Black hard floor casters (set of 4) (350 lb. capacity)	46
<b>EF</b>	1” Extra seat foam	52
<b>GB</b>	Adjustable width ganging brackets	35 / pair
<b>CF/CFC</b>	Chrome and custom color frame finishes available. Minimum order quantity and extended lead time applies. Contact Customer Service for further information.	

Back Panel Options	
<b>SB</b>	Standard upholstered back panel. <i>(DEFAULT)</i>
<b>BB</b>	Ballistic nylon back – recommended <i>(no upcharge)</i>
Buzz Seating is not responsible for back panel wear or tear regardless of option chosen. For additional back wear protection, <b>BB</b> is recommended. <b>BP</b> is not available on Jem chairs.	
	
1” Extra Seat Foam	Adjustable Width Ganging Brackets

Actual dimensions will vary depending on model and options selected.

<b>Dimensions:</b>	seat width 22.5”	seat height from floor 17.5”	seat depth 18.5”	back width 22.5”	back height 16”
<b>Weight:</b>	JEM00+3 24 lbs.	JEM10+3 28 lbs.		overall outside width 24.5” armless	28” with arms
				overall outside depth 24”	overall outside height 33.5”
				overall height at arm 27”	

**COM Requirements:** 2.25 yards per chair

<b>TO ORDER, please specify:</b>	model	options	fabric pattern	fabric color	price
<b>EXAMPLE</b>	JEM10+3BK	-	MOGULS	FLARE 2188	760



The chair that sits like a gem.

- 1” oval steel frame tubing for added strength
- Arm or armless
- Black or gray frame
- Black arms

- Waterfall seat front
- Full sized back
- Compound double curved back for extreme comfort

- Wall saver legs
- Nylon black glides
- Ships fully assembled



750 lb. Capacity All prices are LIST


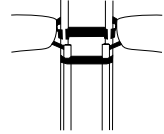
Model	Frame Color	Description	Upholstery Grade					
			1	COM 2	3	4	5	6
<b>JEM00+6BK</b>	black	armless	800	850	930	1040	1150	1275
<b>JEM00+6GR</b>	gray	armless	800	850	930	1040	1150	1275



750 lb. Capacity All prices are LIST

Model	Frame Color	Description	Upholstery Grade					
			1	COM 2	3	4	5	6
<b>JEM10+6BK</b>	black	with arms	865	915	995	1105	1215	1340
<b>JEM10+6GR</b>	gray	with arms	865	915	995	1105	1215	1340

Additional Options		
MODEL#		ADD
<b>CAL133</b>	California Technical Bulletin 133	145
<b>EF</b>	1” Extra seat foam	64
<b>GB</b>	Adjustable width ganging brackets	35 / pair
<b>CF/CFC</b>	Chrome and custom color frame finishes available. Minimum order quantity and extended lead time applies. Contact Customer Service for further information.	

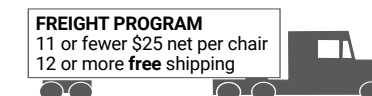
Back Panel Options	
<b>SB</b>	Standard upholstered back panel. <i>(DEFAULT)</i>
<b>BB</b>	Ballistic nylon back – recommended <i>(no upcharge)</i>
Buzz Seating is not responsible for back panel wear or tear regardless of option chosen. For additional back wear protection, <b>BB</b> is recommended. <b>BP</b> is not available on Jem chairs.	
	
1” Extra Seat Foam	Adjustable Width Ganging Brackets

Actual dimensions will vary depending on model and options selected.

<b>Dimensions:</b>	seat width 25.5”	seat height from floor 17.5”	seat depth 18.5”	back width 25.5”	back height 16”
<b>Weight:</b>	JEM00+6 30 lbs.	JEM10+6 34 lbs.		overall outside width 27.5” armless	31” with arms
				overall outside depth 24”	overall outside height 33.5”
				overall height at arm 27”	

**COM Requirements:** 3 yards per chair

<b>TO ORDER, please specify:</b>	model	options	fabric pattern	fabric color	price
<b>EXAMPLE</b>	JEM10+6BK	-	MOGULS	FLARE 2188	865



# Jem™ Counter Stool

- 1" oval steel frame tubing for added strength
- Arm or armless
- Black or gray frame
- Black arms
- Waterfall seat front
- Full sized back
- Compound double curved back for extreme comfort
- Wall saver legs
- Soft black multi surface glides (standard)
- Ships fully assembled



24" seat height



27" seat height

Use for work surfaces up to 36" high

350 lb. Capacity All prices are LIST

Model	Frame Color	Description	Upholstery Grade					
			1	COM 2	3	4	5	6
<b>JEM24S00BK</b>	black	armless	650	690	740	785	845	915
<b>JEM24S00GR</b>	gray	armless	650	690	740	785	845	915
<b>JEM24S10BK</b>	black	with arms	715	755	805	850	910	980
<b>JEM24S10GR</b>	gray	with arms	715	755	805	850	910	980

350 lb. Capacity All prices are LIST

Model	Frame Color	Description	Upholstery Grade					
			1	COM 2	3	4	5	6
<b>JEM27S00BK</b>	black	armless	650	690	740	785	845	915
<b>JEM27S00GR</b>	gray	armless	650	690	740	785	845	915
<b>JEM27S10BK</b>	black	with arms	715	755	805	850	910	980
<b>JEM27S10GR</b>	gray	with arms	715	755	805	850	910	980

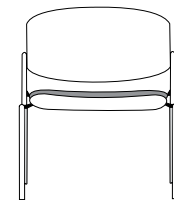
### Additional Options

MODEL#		ADD
<b>CAL133</b>	California Technical Bulletin 133	115
<b>EF</b>	1" Extra seat foam	46
<b>GB</b>	Adjustable width ganging brackets	35 / pair
<b>CF/CFC</b>	Chrome and custom color frame finishes available. Minimum order quantity and extended lead time applies. Contact Customer Service for further information.	

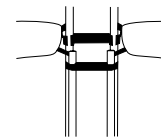
### Back Panel Options

- SB** Standard upholstered back panel. **(DEFAULT)**
- BB** Ballistic nylon back – recommended *(no upcharge)*

Buzz Seating is not responsible for back panel wear or tear regardless of option chosen. For additional back wear protection, **BB** is recommended. **BP** is not available on Jem chairs.



1" Extra Seat Foam



Adjustable Width Ganging Brackets

Actual dimensions will vary depending on model and options selected.

**Dimensions:** seat width 19.5" back width 19.5" overall outside width 21.5" armless  
 seat depth 18.5" back height 16" overall outside width 25" with arms

**Weight:**  
 JEM24S 25 lbs. seat height from floor 24" overall outside height 40"  
 JEM27S 27 lbs. seat height from floor 27" overall outside height 43"

**COM Requirements:** 1.25 yards per chair

TO ORDER, please specify:	model	options	fabric pattern	fabric color	price
<b>EXAMPLE</b>	JEM24S00BK	EF	MOGULS	FLARE 2188	696



# Jem™ Bar Stool

- 1" oval steel frame tubing for added strength
- Arm or armless
- Black or gray frame
- Black arms
- Waterfall seat front
- Full sized back
- Compound double curved back for extreme comfort
- Wall saver legs
- Soft black multisurface glides (standard)
- Ships fully assembled



30" seat height

Use for work surfaces up to 42" high

350 lb. Capacity All prices are LIST

Model	Frame Color	Description	Upholstery Grade					
			1	COM 2	3	4	5	6
<b>JEM30S00BK</b>	black	armless	650	690	740	785	845	915
<b>JEM30S00GR</b>	gray	armless	650	690	740	785	845	915
<b>JEM30S10BK</b>	black	with arms	715	755	805	850	910	980
<b>JEM30S10GR</b>	gray	with arms	715	755	805	850	910	980


### Additional Options

MODEL#		ADD
<b>CAL133</b>	California Technical Bulletin 133	115
<b>EF</b>	1" Extra seat foam	46
<b>GB</b>	Adjustable width ganging brackets	35 / pair
<b>CF/CFC</b>	Chrome and custom color frame finishes available. Minimum order quantity and extended lead time applies. Contact Customer Service for further information.	

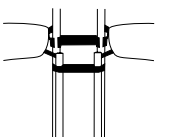
### Back Panel Options

- SB** Standard upholstered back panel. **(DEFAULT)**
- BB** Ballistic nylon back – recommended *(no upcharge)*

Buzz Seating is not responsible for back panel wear or tear regardless of option chosen. For additional back wear protection, **BB** is recommended. **BP** is not available on Jem chairs.



1" Extra Seat Foam



Adjustable Width Ganging Brackets

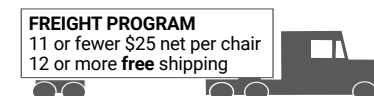
Actual dimensions will vary depending on model and options selected.

**Dimensions:** seat width 19.5" back width 19.5" overall outside width 21.5" armless  
 seat depth 18.5" back height 16" overall outside width 25" with arms

**Weight:**  
 JEM30S 30 lbs. seat height from floor 30" overall outside height 46"

**COM Requirements:** 1.25 yards per chair

TO ORDER, please specify:	model	options	fabric pattern	fabric color	price
<b>EXAMPLE</b>	JEM30S00BK	EF	MOGULS	FLARE 2188	696





*Extreme comfort, quality construction, value-priced.*

- Solid overall construction
- Arm or armless
- Black or silver frame
- Durable poly mesh back
- Ships KD with assembly required



300 lb. Capacity All prices are LIST

Model	Frame Color	Description	Stock Black
<b>CA00BK</b>	black	armless	420
<b>CA00SR</b>	silver	armless	420

*Ships with CC02 hooded carpet casters*



300 lb. Capacity All prices are LIST

Model	Frame Color	Description	Stock Black
<b>CA10BK</b>	black	with arms	440
<b>CA10SR</b>	silver	with arms	440

*Ships with CC02 hooded carpet casters*

**Additional Options**

MODEL#	ADD
<b>HC02</b> Black hard floor casters (set of 4)	46

**Dimensions**

Actual dimensions will vary depending on model and options selected.

seat width: 18.5"	back width: 18.25"	overall outside width: 22.75" armless	overall outside depth: 24"	seat height from floor: 19"
seat depth: 18"	back height: 17"	overall outside width: 24.75" with arms	overall outside height: 34"	overall height at arm: 25.25"

**Weight**

CA00 (armless): 18 lbs.  
CA10 (with arms) 21 lbs.

TO ORDER, please specify:	model	options	price
<b>EXAMPLE</b>	<b>CA10BK</b>	<b>HC02</b>	<b>486</b>



**LOD68**



**LOD48**



**LOD20**



**LOD151**



**LOD157**



**LOD85**





LOD189BK BLACK



LOD45BK BLACK  
LOD45GR2T GRAY  
LOD45LA2T LATTE  
midback



LOD48BK BLACK  
LOD48GR2T GRAY  
LOD48LA2T LATTE  
highback



LOD75BK BLACK  
LOD75GR GRAY  
midback



LOD78BK BLACK  
LOD78GR GRAY  
highback



LOD50BK BLACK  
side chair



LOD55BK BLACK  
midback



LOD58BK BLACK  
highback



LOD85BK BLACK  
LOD85BN BROWN  
LOD85AL ALMOND  
LOD85WH WHITE  
midback



LOD88BK BLACK  
LOD88BN BROWN  
LOD88AL ALMOND  
LOD88WH WHITE  
highback



LOD65BK BLACK  
LOD65BN BROWN  
LOD65WH WHITE  
midback



LOD68BK BLACK  
LOD68BN BROWN  
LOD68WH WHITE  
highback



LOD151BK BLACK  
LOD151AL ALMOND  
ottoman  
LOD157BK BLACK  
LOD157AL ALMOND  
highback



LOD20BK BLACK  
LOD20TP TAUPE  
LOD20BN BROWN  
lobby



LOD28BK BLACK  
LOD28TP TAUPE  
LOD28BN BROWN

**FREIGHT PROGRAM**  
11 or fewer \$25 net per chair  
12 or more **free** shipping

Ships KD with assembly required.

Note: Ships with all purpose casters.

Model	List
LOD20BK BLACK lobby	690
LOD20TP TAUPE lobby	690
LOD20BN BROWN lobby	690
LOD28BK BLACK	1190
LOD28TP TAUPE	1190
LOD28BN BROWN	1190
LOD45BK BLACK midback	1185
LOD45GR2T GRAY midback	1185
LOD45LA2T LATTE midback	1185
LOD48BK BLACK highback	1290
LOD48GR2T GRAY highback	1290
LOD48LA2T LATTE highback	1290
LOD50BK BLACK side chair	895
LOD55BK BLACK midback	895
LOD58BK BLACK highback	1010
LOD65BK BLACK midback	1185
LOD65BN BROWN midback	1185
LOD65WH WHITE midback	1185
LOD68BK BLACK highback	1290
LOD68BN BROWN highback	1290
LOD68WH WHITE highback	1290
LOD75BK BLACK midback	1185
LOD75GR GRAY midback	1185
LOD78BK BLACK highback	1290
LOD78GR GRAY highback	1290
LOD85BK BLACK midback	1245
LOD85BN BROWN midback	1245
LOD85AL ALMOND midback	1245
LOD85WH WHITE midback	1245
LOD88BK BLACK highback	1385
LOD88BN BROWN highback	1385
LOD88AL ALMOND midback	1385
LOD88WH WHITE highback	1385
LOD151BK BLACK ottoman	395
LOD151AL ALMOND ottoman	395
LOD157BK BLACK highback	1495
LOD157AL ALMOND highback	1495
LOD189BK BLACK	1495

**Additional Options**

MODEL#	ADD
BACO Base collar (adds 3/4" to seat height)	6

See [www.leatherondemand.com](http://www.leatherondemand.com) for actual leather colors



- Simple synchro tilt
- Optional drop-away or height-adjustable arms
- Molded foam seat
- Convex back
- Back and seat upholstered in same or contrasting fabrics
- Ships KD with assembly required

300 lb. Capacity All prices are LIST

Model	Arm Options	Arm Pad Options (default pad in bold)	Upholstery Grade						
			1	2	3	4	5	6	
<b>BA02</b>	swivel synchro	armless	-	795	820	845	870	895	920
Great for mid management, conference room and meeting applications. Simple adjustments.	DA drop away	<b>BAP, BT</b>	920	945	970	995	1020	1045	1060
	VF fixed	-	900	925	950	975	1000	1025	1045
	ATS adj. T	BAP, BT	920	945	970	995	1020	1045	1060
	ATS/AW adj. T	BAP, BT	935	960	985	1010	1035	1060	1060

Ships with **CC07-SL** black & silver non-hooded carpet casters and **CY06** height cylinder

**Mechanism Functions**

**Synchro Tilter**  
(1 paddle)  
Swivels 360°, pneumatic cylinder seat height adjustment, synchronized tilt between seat and back, locks in upright position, tilt tension control.

**Arm Pad Options**



**BT** bullet arm pad (default pad if none specified)

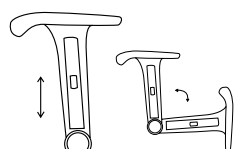


**BAP** Buzz arm pad

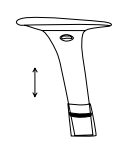
**Additional Options**

MODEL#		ADD
<b>GLBG</b>	Stationary bell glides (set of 5)	41
<b>HC07</b>	Hard floor casters (set of 5) Black only	46
<b>ALUM PKG</b>	Includes: Base25-THA, Cylinder (CY02-CH), Casters (CCCH or HCCH)	219

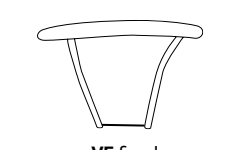
**Arm Options**



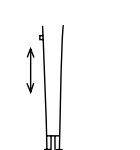
**DA** drop away



**ATS** adj. T height adjustment (BT pad recommended)



**VF** fixed chrome with soft urethane pad



**ATS/AW** adj. T includes height and width adjustment (BT pad recommended)



Actual dimensions will vary depending on model and options selected.  
**Dimensions:**  
 seat width 20.5" back width 20.5"  
 seat depth 18" back height 22"  
 seat height from floor 16"-215"  
**Weight:** 38 lbs.  
**COM Requirements:** 2.25 yards per chair

Option 2 use pricing for highest fabric grade selected

TO ORDER, please specify:	model	arm	arm pad	options	fabric pattern	fabric color	back faux color	price
<b>EXAMPLE</b>	<b>BA02</b>	<b>ATS</b>	<b>BT</b>	-	<b>MOGULS</b>	<b>FLARE 2188</b>	<b>BLACK</b>	<b>920</b>



- Self-skinned polyurethane
- Chair or stool version
- Hard floor soft wheel casters
- Industrial, medical or lab applications
- Easy cleaning
- Ships KD with assembly required

Chair Version 300 lb. Capacity All prices are LIST

Model	Description	Chair
<b>UR4001</b>	Basic Task (1 paddle) Swivels 360°, pneumatic cylinder seat height adjustment	345
<b>UR4003</b>	Posture Back (2 paddles) Swivels 360°, pneumatic cylinder seat height adjustment, infinite back angle adjustment, back height adjustment	455

Ships with **CY02** height cylinder and includes **HC01** hard floor casters.



Stool Version 300 lb. Capacity All prices are LIST

Model	Description	Chair
<b>UR4001-XSP</b>	Basic Task (1 paddle) Swivels 360°, pneumatic cylinder seat height adjustment	501
<b>UR4003-XSP</b>	Posture Back (2 paddles) Swivels 360°, pneumatic cylinder seat height adjustment, infinite back angle adjustment, back height adjustment	611

Ships with **CY05** 10" cylinder, footring and **HC01** hard floor casters.



**Additional Options**

MODEL#		ADD
<b>GLBG</b>	Stationary bell glides (set of 5)	41
<b>MSLC</b>	Self-braking hard floor casters brake when unoccupied (set of 5)	69
<b>MSRLC</b>	Self-braking hard floor casters brake when occupied (set of 5)	75
<b>CC01</b>	Carpet casters-black only (set of 5)	N/C

Actual dimensions will vary depending on model and options selected.  
**Dimensions:** seat width 18" seat height from floor chair 15.5"-20.5" back width 16"  
 seat depth 17" seat height from floor stool 21"-31" back height 18"-20"  
**Weight:** approx. 30 lbs. chair  
 approx. 33 lbs. stool

TO ORDER, please specify:	model	options	price
<b>EXAMPLE</b>	<b>UR4001-XSP</b>	<b>MSLC</b>	<b>579</b>



# General Purpose/Medical/Dental Series

- 3" Back height adjustment
- 16" diameter seat
- Dual seat height adjustment handles
- Self pivoting spring back

- Coordinating colors back bar, control & handles, base and casters
- Partial assembly required

Only available in medical grade high performance upholstery.

300 lb. Capacity

All prices are LIST



General Purpose Stool		Medical High Gr Vinyl			
		2	3	5	
<b>MDS26</b>	Basic unit, 22" base	18-23" seat height	320	340	380
<b>MDS26-CY04</b>	Stool height, 24" base	21-29" seat height	361	381	421
<b>MDS26-CY05</b>	Extended stool height, 24" base	24-34" seat height	384	404	444

Ships with matching color HC01 soft wheel hard floor casters.

300 lb. Capacity

All prices are LIST



General Purpose Stool With Back		Medical High Gr Vinyl			
		2	3	5	
<b>MDS36</b>	Basic unit, 22" base	18-23" seat height	475	505	565
<b>MDS36-CY04</b>	Stool height, 24" base	21-29" seat height	516	546	606
<b>MDS36-CY05</b>	Extended stool height, 24" base	24-34" seat height	539	569	629
<b>MDS36-SP</b>	Stool height with 18" adjustable footring, 24" base	21-29" seat height	608	638	698
<b>MDS36-XSP</b>	Extended stool height with 18" adjustable footring, 24" base	24-34" seat height	631	661	721

Ships with matching color HC01 soft wheel hard floor casters.

300 lb. Capacity

All prices are LIST



Assistant Stool		Medical High Gr Vinyl			
		2	3	5	
<b>MDS16</b>	Basic unit, 24" base	17-22" seat height	695	720	770
<b>MDS16-CY04</b>	Stool height, 24" base	20-28" seat height	736	761	811

Ships with matching color HC01 soft wheel hard floor casters.



3" back height adjustment view




18" footring




Black base/casters  
Not available on MDS16



Lt Gray base/casters



Dk Gray base/casters



Sand base/casters

### REQUIRED Specify the following:

- Black Combo:** Black mechanism, base, casters and cylinder
- Lt Gray Combo:** Lt Gray mechanism, base, casters and chrome cylinder
- \*Dk Gray Combo:** Dk Gray mechanism, base, casters and chrome cylinder
- \*Sand Combo:** Sand mechanism, base, casters and chrome cylinder

\* limited stock - discontinuing. Call customer service



Basic unit seat height



Stool seat height



Extended stool seat height



Basic unit seat height



Stool seat height



Extended stool seat height

Actual dimensions will vary depending on model and options selected.

- Dimensions:**  
MDS36 back width 15.5"  
MDS36 back height 11.5"  
Seat width 16"  
**COM Requirements:** Seat: .75 yards  
Back: 1.25 yards

Actual dimensions will vary depending on model and options selected.

- Dimensions:**  
MDS16 back width 15.5"  
MDS16 back height 11.5"  
Seat width 16"  
**COM Requirements:** Seat: .75 yards  
Arm: .5 yards

### Additional Options

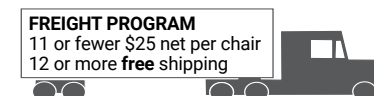
MODEL#		ADD
<b>CAL133</b>	California Technical Bulletin 133 Seat Unit Seat and Back Unit	60 120
<b>BASE22-A</b>	Medical aluminum base (not available on stools)	130
<b>CCCH</b>	Chrome hooded carpet casters (set of 5)	52
<b>HCCH</b>	Chrome hooded hard floor casters (set of 5)	52
<b>CC01</b>	Carpet casters-black only (set of 5)	N/C
<b>FR18</b>	Sure Grip Footring 18"	92

### Back Panel Options

**BP** Ships with black bumper trim unless another color is specified. Choose from 6 colors. Refer to web site for selection.

Buzz Seating is not responsible for back panel wear or tear.

TO ORDER, please specify:	model	color combo	options	fabric pattern	fabric color	price
EXAMPLE	MDS26	BLACK	-	SPIRIT	413 DOVE	320





- Upholstered seat and black mesh back
- Simple synchro tilt
- Tilt tension adjustment

- Height adjustable arms
- Ships KD with assembly required



300 lb. Capacity All prices are LIST

Model	Stock Black
<b>DANDY</b>	575

Ships with **CC07** hooded carpet casters and **CY10** height cylinder

Additional Option		
MODEL#		ADD
<b>HC07</b>	Hard floor casters (set of 5)	46

Actual dimensions will vary depending on model and options selected.

**Dimensions:**  
 seat width 21" back width 19.5"  
 seat depth 20.5" back height 20"  
 seat height from floor 18"-22"

**Weight:** 34 lbs.  
**COM Requirements:** 1 yard per chair

TO ORDER, please specify:	model	options	fabric pattern	fabric color	price
<b>EXAMPLE</b>	<b>DANDY</b>	-	<b>MOGULS</b>	<b>FLARE 2188</b>	<b>575</b>



**FREIGHT PROGRAM**  
 11 or fewer \$25 net per chair  
 12 or more free shipping



- Upholstered seat and black mesh back
- Synchro tilt with 4 position lock
- Tilt tension adjustment
- Seat slider

- Height and width adjustable arms
- Lumbar adjustment
- Ships KD with assembly required



300 lb. Capacity All prices are LIST

Model	Stock Black	Upholstery Grade						
		1	2	3	4	5	6	
<b>NIFTY-L</b>	synchro tilt	850	960	990	1020	1055	1110	1170

Ships with **CC07** non-hooded carpet casters and **CY07** height cylinder



300 lb. Capacity All prices are LIST

Model	Stock Black List
<b>NIFTY-L-SP</b>	seat height from floor 23"-31" 983
<b>NIFTY-L-XSP</b>	seat height from floor 25"-35" 1006

Ships with **CC07** non-hooded carpet casters and **CY04** or **CY05** height cylinder

Stool version non-tilting. Seat height adjustment only.

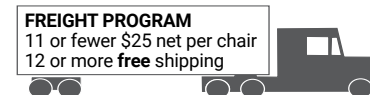
Additional Option		
MODEL#		ADD
<b>HC07</b>	Hard floor casters (set of 5)	46

Actual dimensions will vary depending on model and options selected.

**Dimensions:**  
 seat width 20.5" back width 19.75"  
 seat depth 19"-21.5" (stool 19") back height 23"  
 seat height from floor 19"-21.5" (chair)  
 seat height from floor 23"-31" (stool)  
 seat height from floor 25"-35" (extended stool)

**Weight:** Chair 43 lbs. Stool 50 lbs.  
**COM Requirements:** 1 yard per chair

TO ORDER, please specify:	model	options	fabric pattern	fabric color	price
<b>EXAMPLE</b>	<b>NIFTY-L</b>	<b>HC07</b>	<b>MOGULS</b>	<b>FLARE 2188</b>	<b>896</b>



**FREIGHT PROGRAM**  
 11 or fewer \$25 net per chair  
 12 or more free shipping

Mesh back companion chair

- 7/8" steel frame
- 14 gauge steel
- Arm or armless
- Black frame
- Stackable
- Durable mesh back
- Deep waterfall front seat edge
- Multiple mesh colors



Ships fully assembled.

300 lb. Capacity All prices are LIST

Model	Frame Color	Description	Upholstery Grade					
			1	COM 2	3	4	5	6
ME00BK	black	armless	380	400	420	440	460	480

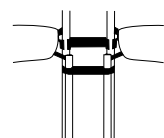


300 lb. Capacity All prices are LIST

Model	Frame Color	Description	Upholstery Grade					
			1	COM 2	3	4	5	6
ME10BK	black	with arms	435	455	475	495	515	535




Additional Options		
MODEL#		ADD
CAL133	California Technical Bulletin 133	60
CC09	Black carpet casters (set of 4)	46
HC09	Black hard floor casters (set of 4)	46
GB	Adjustable width ganging brackets 35 / pair	
CF/CFC	Chrome and custom color frame finishes available. Minimum order quantity and extended lead time applies. Contact Customer Service for further information.	



Adjustable Width Ganging Brackets

Colored Mesh		
MODEL#	COLOR	ADD
MM001	Red	65
MM003	Green	65
MM005	Dk Gray	65
MM000	Black mesh is default	0

See www.melochair.com for actual mesh colors



Actual dimensions will vary depending on model and options selected.

<b>Dimensions:</b>	seat width 18"	seat height from floor 18"	back width 17.5"	back height 17"	overall outside width 18.5"	overall outside width with arms 22.25"	overall outside depth 24"	overall outside height 33.5"	arm height 25.5"
<b>Weight:</b>	ME00 15 lbs.	ME10 17 lbs.							
<b>COM Requirements:</b>	1 yard per chair								

TO ORDER, please specify:	model	options	fabric pattern	fabric color	back mesh color	price
EXAMPLE	ME10BK	-	MOGULS	FLARE 2188	MM001	500



- Poly mesh back
- Upholstered seat
- Free floats in unlocked position
- Tilt tension adjustment
- Ships KD with assembly required

275 lb. Capacity All prices are LIST

Model	Arm Options	Upholstery Grade					
		1	COM 2	3	4	5	6
MEHB02 swivel tilt	armless	525	540	555	570	595	630
	ZH fixed conference room	555	570	585	600	625	660
	FH fixed with pad	560	575	590	605	630	665
	AT adj. T with pad	650	665	680	695	720	755



HIGHBACK

Ships with CC01 hooded carpet casters and CY14 height cylinder

Swivel Tilter

(1 paddle)  
Swivels 360°, pneumatic cylinder seat height adjustment, seat and back tilt as unit, tilt tension control, tilt free floats or locks in upright position.

Arm Options
-------------



ZH fixed conference room



FH fixed with pad




AT adj. T height adjustment w/BAP

Additional Options		
MODEL#	MELO BASIC	ADD
CAL133	California Technical Bulletin 133	60
HC01	Hard floor casters (set of 5)	41

Colored Mesh		
MODEL#	COLOR	ADD
MM001	Red	65
MM003	Green	65
MM005	Dk Gray	65
MM000	Black mesh is default	0

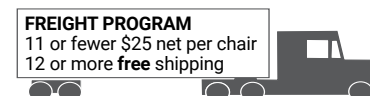
See www.melochair.com for actual mesh colors



Actual dimensions will vary depending on model and options selected.

<b>Dimensions:</b>	seat width 21"	back width 20.5"	seat depth 21"	back height 22" highback
<b>Weight:</b>	approx. 36-38 lbs.			
<b>COM Requirements:</b>	1 yard per chair			

TO ORDER, please specify:	model	arm	options	fabric pattern	fabric color	back mesh color	price
EXAMPLE	MEHB02	ZH	HC01	MOGULS	FLARE 2188	MM000	596



Poly Mesh Back

Ships partially assembled.

300 lb. Capacity All prices are LIST

Model	Arm Options	Arm Pad Options (default pad in bold)	1	COM 2	Upholstery Grade			
-------	-------------	---------------------------------------	---	-------	------------------	--	--	--

<b>MEMB04</b>	<i>synchro tilt</i>	armless	-	625	640	655	670	695	730
		<b>DA</b> drop away	<b>BAP, BT</b>	750	765	780	795	820	855
		<b>VF</b> fixed	-	730	745	760	775	800	835
		<b>ATS</b> adj. T	<b>BAP, BT</b>	750	765	780	795	820	855
		<b>ATS/AW</b> adj. T	<b>BAP, BT</b>	765	780	795	810	835	870
		<b>MAT/AW</b> multi-function	-	825	840	855	870	895	930

Ships with **CC07-SL** black & silver non-hooded carpet casters and **CY06** height cylinder



MIDBACK

300 lb. Capacity All prices are LIST

Model	Arm Options	Arm Pad Options (default pad in bold)	1	COM 2	Upholstery Grade			
-------	-------------	---------------------------------------	---	-------	------------------	--	--	--

<b>MEHB04</b>	<i>synchro tilt</i>	armless	-	650	665	680	695	720	755
		<b>DA</b> drop away	<b>BAP, BT</b>	775	790	805	820	845	880
		<b>VF</b> fixed	-	755	770	785	800	825	860
		<b>ATS</b> adj. T	<b>BAP, BT</b>	775	790	805	820	845	880
		<b>ATS/AW</b> adj. T	<b>BAP, BT</b>	790	805	820	835	860	895
		<b>MAT/AW</b> multi-function	-	850	865	880	895	920	955

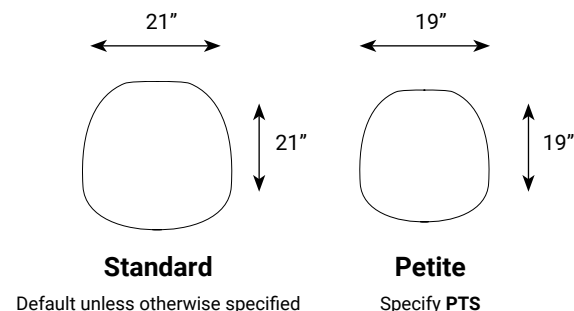
Ships with **CC07-SL** non-hooded carpet casters and **CY06** height cylinder



HIGHBACK

Most popular

Melo Seat Sizes  
Standard or Basic Series



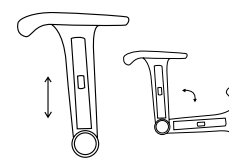
Stool version non-tilting. Seat height adjustment only.

TO ORDER, please specify:	model	arm	arm pad	options	fabric pattern	fabric color	back mesh color	price
EXAMPLE	MEMB04	ATS	BT	SS	MOGULS	FLARE 2188	MM000	837

Mechanism Functions

Synchro Tilter

(2 paddles)  
Swivels 360°, pneumatic cylinder seat height adjustment, synchronized tilt between seat and back, free floats in unlocked position, 4 position tilt lock, tilt tension control.



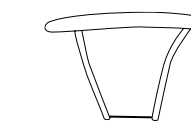
DA drop away



BT bullet arm pad (default pad if none specified)

Synchro Tilter

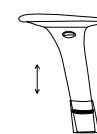
(2 paddles)  
Swivels 360°, pneumatic cylinder seat height adjustment, synchronized tilt between seat and back, free floats in unlocked position, 4 position tilt lock, tilt tension control.



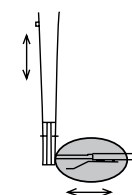
VF fixed chrome with soft urethane pad



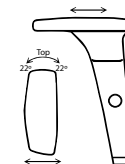
BAP Buzz arm pad



ATS adj. T height adjustment (BT pad recommended)



ATS/AW adj. T includes height and width adjustment (BT pad recommended)



MAT/AW multi-function (no arm pad option)

Additional Options



MODEL#		ADD
CAL133	California Technical Bulletin 133	60
MF	Memory foam 1" top added to seat	105
EF	1" extra seat foam	46
SS (MESH)	Sliding seat depth adjustment (not available on stools)	87
GLBG	Stationary bell glides (set of 5) all black only	45
HC07	Hard floor casters (set of 5) all black only	46
*SP	Stool package includes 8" cylinder and "Sure Grip" footring. Seat height extends from 24"-32".	133
FR20	"Sure Grip" footring only	92
ALUM PKG	Includes: Base (BASE25-THA), Cylinder (CY02-CH), Casters (CCCH or HCCH)	219
PETITE	Petite sized seat	N/C
RATCHET	Back height adjustment (MEHB04 only)	N/C
PRMB SEAT	Pronto seat upgrade	60
PRP SEAT	Pronto petite seat upgrade	60

\*When converting to a stool, the tilt feature is disengaged by the factory before shipping.

Colored Mesh

MODEL#	COLOR	ADD
MM001	Red	65
MM003	Green	65
MM005	Dk Gray	65
MM000	Black mesh is default	0

See [www.melochair.com](http://www.melochair.com) for actual mesh colors



Actual dimensions will vary depending on model and options selected.

**Dimensions:** seat width 21" back width 20.5"  
 seat depth 21" seat height Highback 22"  
 Petite (PTS) seat width 19" seat depth 19" seat height from floor 16"-23" (chair) seat height from floor 24"-32" (stool) approx. 36-38 lbs.

**Weight:** approx. 36-38 lbs.  
**COM Requirements:** 1 yard per chair



**FREIGHT PROGRAM**  
11 or fewer \$25 net per chair  
12 or more free shipping

# Rika Chair® Upholstered Seat Mesh Back



- Upholstered seat and black mesh back
- Synchro tilt with 4 position lock
- Free floats in unlocked position
- Tilt tension adjustment
- Seat slider
- Adjustable lumbar support
- Multifunction arms on chair
- Height and width adjustable arms on stool
- Ships KD with assembly required



300 lb. Capacity All prices are LIST

Model	Stock Black	COM		Upholstery Grade			
		1	2	3	4	5	6
<b>RIK-FAB</b>	995	1105	1135	1165	1200	1255	1315

*Ships with CC07 non-hooded carpet casters and CY08 height cylinder*



300 lb. Capacity All prices are LIST

Model	Stock Black List
<b>RIK-FAB-SP</b>	seat height from floor 23"-31" 1128
<b>RIK-FAB-XSP</b>	seat height from floor 25"-35" 1151


*Ships with CC07 non-hooded carpet casters and CY04 or CY05 height cylinder and 20" footring*

Stool version non-tilting. Seat height adjustment only.



Optional Headrest

Additional Options		
MODEL#		ADD
<b>RAHR</b>	Adj. headrest black mesh	130
<b>BASE-PAB</b>	Polished aluminum base (raises seat height)	130
<b>HC07</b>	Hard floor casters (set of 5)	46



Stock Black Mesh Back



Stock Black Seat

Actual dimensions will vary depending on model and options selected.

**Dimensions:**  
 seat width 20" back width 21"  
 seat depth 20"-22.25" back height 23.5"  
 seat height from floor 17"-20" with short cylinder (CY07)  
 18"-22" with standard cylinder  
 19"-24" with tall cylinder (CY09)

*If upgrading to PAB please add 1" to seat height.*

**Please specify if CY07 or CY09 is needed.**  
 seat height from floor 23"-31" (stool) seat height from floor 25"-35" (extended stool)

**Weight:** Chair 45 lbs. Stool 52 lbs.

**COM Requirements:** 1 yard per chair

<b>TO ORDER, please specify:</b>	model	options	fabric pattern	fabric color	price
<b>EXAMPLE</b>	RIK-FAB	RAHR	MOGULS	FLARE 2188	1125



**FREIGHT PROGRAM**  
 11 or fewer \$25 net per chair  
 12 or more free shipping

# Rika Chair® All Mesh



- Mesh seat and back
- 2 mesh colors
- Synchro tilt with 4 position lock
- Free floats in unlocked position
- Tilt tension adjustment
- Seat slider
- Adjustable lumbar support
- Multifunction arms on chair
- Height and width adjustable arms on stool
- Ships KD with assembly required



300 lb. Capacity All prices are LIST

Model	Mesh Color	List
<b>RIK-B</b>	Black	1140
<b>RIK-G</b>	Gray	1140

*Ships with CC07 non-hooded carpet casters and CY08 height cylinder*



300 lb. Capacity All prices are LIST

Model	Mesh Color	List
<b>RIK-B-SP</b>	Black seat height from floor 23"-31"	1273
<b>RIK-B-XSP</b>	Black seat height from floor 25"-35"	1296


*Ships with CC07 non-hooded carpet casters and CY04 or CY05 height cylinder and 20" footring*

Stool version non-tilting. Seat height adjustment only.




Optional Headrest

Additional Options		
MODEL#		ADD
<b>RAHR</b>	Adj. headrest black or gray mesh	130
<b>BASE-PAB</b>	Polished aluminum base (raises seat height)	130
<b>HC07</b>	Hard floor casters (set of 5)	46



Black Mesh



Gray Mesh

See [www.rikachair.com](http://www.rikachair.com) for actual mesh colors



Actual dimensions will vary depending on model and options selected.

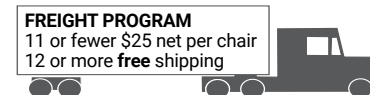
**Dimensions:**  
 seat width 21.5" back width 21"  
 seat depth 20"-22.25" back height 23.5"  
 seat height from floor 16"-19" with short cylinder (CY07)  
 17"-21" with standard cylinder  
 18"-23" with tall cylinder (CY09)

*If upgrading to PAB please add 1" to seat height.*

**Please specify if CY07 or CY09 is needed.**  
 seat height from floor 23"-31" (stool) seat height from floor 25"-35" (extended stool)

**Weight:** Chair 45 lbs. Stool 52 lbs.

<b>TO ORDER, please specify:</b>	model	options	Price
<b>EXAMPLE</b>	RIK-B	RAHR	1270



**FREIGHT PROGRAM**  
 11 or fewer \$25 net per chair  
 12 or more free shipping

# Rika Chair® Leather Seat Mesh Back



- Leather seat and black mesh back
- Aluminum package
- 2 leather colors
- Synchro tilt with 4 position lock
- Free floats in unlocked position
- Tilt tension adjustment
- Seat slider
- Adjustable lumbar support
- Multifunction arms
- Ships KD with assembly required



300 lb. Capacity All prices are LIST


Model	Leather Color	List
RIK-BL	Black	1270
RIK-RL	Red	1270

*Ships with CC07 non-hooded carpet casters and CY08 height cylinder*



Optional Headrest

Additional Options		
MODEL#		ADD
RAHR	Adj. headrest black mesh	130
BASE-PBB	Poly black base (reduces seat height)	NC
HC07	Hard floor casters (set of 5)	46



See [rikachair.com](http://rikachair.com) for actual leather colors

Actual dimensions will vary depending on model and options selected.

**Dimensions:**

seat width 20"                      back width 21"  
 seat depth 20"-22.25"              back height 23.5"  
 seat height from floor 18"-21" with short cylinder (CY07)  
 19"-23" with standard cylinder  
 20"-25" with tall cylinder (CY09)

*If upgrading to RIK-PBB please subtract 1" from seat height.*

**Please specify if CY07 or CY09 is needed.**

**Weight:** 46 lbs.

TO ORDER, please specify:  
**EXAMPLE**

model	options	Price
RIK-BL	RAHR	1400

# Snap™ Series

Ships partially assembled.

300 lb. Capacity All prices are LIST

Model	Arm Options	Upholstery Grade					
		1	2	3	4	5	6
<b>SN</b>	base chair includes armless chair, plastic back	495	515	535	555	575	595
	<b>FA</b> cantilevered fixed arms	525	545	565	585	605	625

*Ships with CC01 hooded carpet casters and CY13 height cylinder*



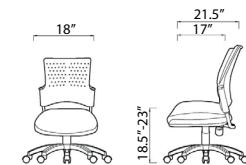
Model	Arm Options	Upholstery Grade					
		1	2	3	4	5	6
<b>SN-UPB</b>	armless chair, upholstered back	590	610	630	650	670	690
	<b>FA</b> upholstered back, fixed arms	620	640	660	680	700	720

*Ships with CC01 hooded carpet casters and CY13 height cylinder*

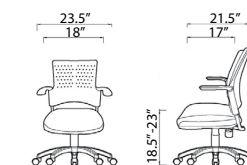


Additional Options		
MODEL#		ADD
URSEAT	Black urethane seat	60
XSP	Extended stool package	156
GLBG	Stationary bell glides (set of 5)	41
HC01	Hard floor casters (set of 5)	41
MSLC	Self-braking hard floor casters brake when unoccupied (set of 5)	69
MSRLC	Self-braking hard floor casters brake when occupied (set of 5) (use with plastic base only)	75
CAL133	California Technical Bulletin 133 Seat & Back	60 120

Low back chair without armrest



Low back chair with fixed armrest



Powder coated steel back rest support



Perforated plastic back shell



URSEAT Urethane seat option



XSP Extended Stool Package  
 Seat height 22.5"-33"



UPB Upholstered Back



FA Cantilevered Fixed Arms

**Weight:** approx. 24 lbs.

**COM Requirements:** Seat: .75 yards per chair  
 Back: .75 yards per chair

TO ORDER, please specify:  
**EXAMPLE**

model	arm	options	fabric pattern	fabric color	price
SN	FA	MSLC	MOGULS	FLARE 2188	594



# Big & Tall 350 lb. Series

## Heavy Duty 24/7 Multi-Shift



- Heavy duty components
- Basic or full function mechanism
- 5 prong 27" nylon base
- Heavy duty CC01-HD casters
- CY02-HD2 height cylinder
- Built to last
- Partial assembly required

350 lb. Capacity All prices are LIST

Model	Arm Options	Arm Pad Options (default pad in bold)	1	2	3	4	5	6
<b>BC01</b> <small>basic task ratchet back</small>	armless	-	1135	1175	1215	1275	1335	1395
<b>Stool package available</b>	<b>DA</b> drop away	<b>BAP, BT</b>	1260	1300	1340	1400	1460	1520
	<b>AT/AW</b> adj. T	<b>BAP, BT</b>	1260	1300	1340	1400	1460	1520
	<b>AL</b> adj. loop	-	1320	1360	1400	1460	1520	1580

350 lb. Capacity All prices are LIST

Model	Arm Options	Arm Pad Options (default pad in bold)	1	2	3	4	5	6
<b>BC08</b> <small>multi tilter ratchet back</small>	armless	-	1265	1305	1345	1405	1465	1525
<b>Stool package available</b>	<b>DA</b> drop away	<b>BAP, BT</b>	1390	1430	1470	1530	1590	1650
	<b>AT/AW</b> adj. T	<b>BAP, BT</b>	1390	1430	1470	1530	1590	1650
	<b>AL</b> adj. loop	-	1450	1490	1530	1590	1650	1710

Most popular (recommended) 350 lb. Capacity All prices are LIST

Model	Arm Options	Arm Pad Options (default pad in bold)	1	2	3	4	5	6
<b>BC09</b> <small>multi tilt ratchet back integrated seat slider</small>	armless	-	1300	1340	1380	1440	1500	1560
<b>Stool package available</b>	<b>DA</b> drop away	<b>BAP, BT</b>	1425	1465	1505	1565	1625	1685
	<b>AT/AW</b> adj. T	<b>BAP, BT</b>	1425	1465	1505	1565	1625	1685
	<b>AL</b> adj. loop	-	1485	1525	1565	1625	1685	1745

Actual dimensions will vary depending on model and options selected.

**Dimensions:** seat width 25" seat height from floor chair 19"-24" back width 22"  
 seat depth 23" back height 23"-25.5"

**Weight:** approx. 49 lbs. chair

**COM Requirements:** 2 yards per chair

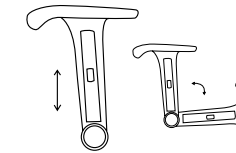


TO ORDER, please specify:	model	arm	arm pad	back panel	options	fabric pattern	fabric color	price
EXAMPLE	BC08	AL	-	BB	-	MOGULS	FLARE 2188	1450

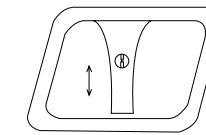
### Mechanism Functions

#### Basic Task - Heavy Duty Version

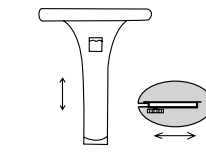
(1 paddle)  
 Swivels 360°, pneumatic cylinder seat height adjustment, back depth adjustment, internal ratchet back height adjustment.



DA drop away



AL adj. loop arm (recommended)



AT/AW adj. T includes height and width adjustment

#### Multi Tilter - Heavy Duty Version

(3 paddles)  
 Swivels 360°, pneumatic cylinder seat height adjustment, seat and back tilt as unit, free floats in unlocked position, infinite position tilt lock, tilt tension control, internal ratchet back height adjustment, infinite back angle adjustment.

#### Multi Tilt w/Integrated Seat Slider - Heavy Duty Version

(4 paddles)  
 Swivels 360°, pneumatic cylinder seat height adjustment, seat and back tilt as unit, free floats in unlocked position, infinite position tilt lock, tilt tension control, internal ratchet back height adjustment, infinite back angle adjustment, side activated sliding seat pan.



BAP Buzz arm pad (default pad if none specified except for ATS)



BT bullet arm pad

### Back Panel Options

- SB** Standard upholstered back panel. *(DEFAULT)*
- BB** Ballistic nylon back – recommended *(no upcharge)*
- BP** Bumper back trim – recommended *(no upcharge)*  
 Choose from 6 colors. Refer to web site for selection.

Buzz Seating is not responsible for back panel wear or tear regardless of option chosen. For additional back wear protection, **BB** or **BP** is recommended. One option is provided without an additional upcharge. If both options are ordered a **45** list upcharge applies. Refer to web site for **BP** color selections.

**DEFAULT IS SB UNLESS SPECIFIED OTHERWISE**

### Additional Options

MODEL#		ADD
<b>CAL133</b>	California Technical Bulletin 133	140
<b>GLBG</b>	Stationary bell glides (set of 5)	41
<b>HC01-HD</b>	Hard floor casters (set of 5)	75
<b>MSLC</b>	Self-braking hard floor casters brake when unoccupied (set of 5)	69
<b>MSRLC</b>	Self-braking hard floor casters brake when occupied (set of 5)	75
<b>FR20</b>	"Sure Grip" footing only	92
<b>SP-HD</b>	Stool package	196

### Warranty: Big & Tall Series

Standard published warranty terms and conditions apply with the following changes: 10 years on all components, 5 years on fabric and foam. If chairs are to be used for multi-shift applications which is defined as use exceeding 8 hours per day, 5 days per week, then multi-shift warranty applies: 5 years on components and 2 years on fabric and foam.



- Heavy duty components
- Basic or full function mechanism
- 6 prong 27" steel base
- Chair or stool
- Heavy duty MSSHD casters
- CY02-SHD height cylinder
- Built to last
- Partial assembly required

Extended shipping time required.

\*Ships in 2 boxes on a skid via LTL.

500 lb. Capacity

All prices are LIST

Model	Arm Options	Arm Pad Options (default pad in bold)	1	2	3	4	5	6
<b>BC01HD</b> <small>basic task ratchet back</small>	armless	-	1570	1610	1650	1710	1770	1830
<b>Stool package available</b>	<b>DA</b> drop away	<b>BAP</b> , BT	1695	1735	1775	1835	1895	1955
	<b>AT/AW</b> adj. T	<b>BAP</b> , BT	1695	1735	1775	1835	1895	1955
	<b>AL</b> adj. loop	-	1755	1795	1835	1895	1955	2015

500 lb. Capacity

All prices are LIST

Model	Arm Options	Arm Pad Options (default pad in bold)	1	2	3	4	5	6
<b>BC08HD</b> <small>multi tilter ratchet back</small>	armless	-	1700	1740	1780	1840	1900	1960
<b>Stool package available</b>	<b>DA</b> drop away	<b>BAP</b> , BT	1825	1865	1905	1965	2025	2085
	<b>AT/AW</b> adj. T	<b>BAP</b> , BT	1825	1865	1905	1965	2025	2085
	<b>AL</b> adj. loop	-	1885	1925	1965	2025	2085	2145

Most popular (recommended)

500 lb. Capacity

All prices are LIST

Model	Arm Options	Arm Pad Options (default pad in bold)	1	2	3	4	5	6
<b>BC09HD</b> <small>multi tilt ratchet back integrated seat slider</small>	armless	-	1735	1775	1815	1875	1935	1995
<b>Stool package available</b>	<b>DA</b> drop away	<b>BAP</b> , BT	1860	1900	1940	2000	2060	2120
	<b>AT/AW</b> adj. T	<b>BAP</b> , BT	1860	1900	1940	2000	2060	2120
	<b>AL</b> adj. loop	-	1920	1960	2000	2060	2120	2180

Actual dimensions will vary depending on model and options selected.

**Dimensions:** seat width 25" seat height from floor chair 19"-24" back width 22"  
seat depth 23" back height 23"-25.5"

**Weight:** approx. 79 lbs. heavy duty chair

**COM Requirements:** 2 yards per chair

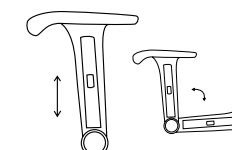


TO ORDER, please specify:	model	arm	arm pad	back panel	options	fabric pattern	fabric color	price
EXAMPLE	BC08HD	AL	-	BB	-	MOGULS	FLARE 2188	1885

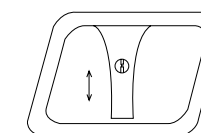
**Mechanism Functions**

**Basic Task - Heavy Duty Version**

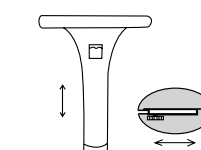
(1 paddle)  
Swivels 360°, pneumatic cylinder seat height adjustment, back depth adjustment, internal ratchet back height adjustment.



DA drop away



AL adj. loop arm (recommended)



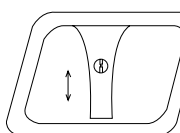
AT/AW adj. T includes height and width adjustment

**Multi Tilter - Heavy Duty Version**

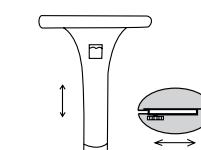
(3 paddles)  
Swivels 360°, pneumatic cylinder seat height adjustment, seat and back tilt as unit, free floats in unlocked position, infinite position tilt lock, tilt tension control, internal ratchet back height adjustment, infinite back angle adjustment.

**Multi Tilt w/Integrated Seat Slider - Heavy Duty Version**

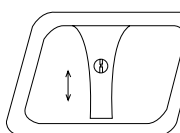
(4 paddles)  
Swivels 360°, pneumatic cylinder seat height adjustment, seat and back tilt as unit, free floats in unlocked position, infinite position tilt lock, tilt tension control, internal ratchet back height adjustment, infinite back angle adjustment, side activated sliding seat pan.



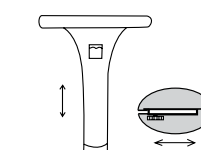
AL adj. loop arm (recommended)



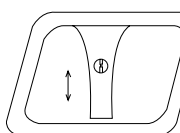
AT/AW adj. T includes height and width adjustment



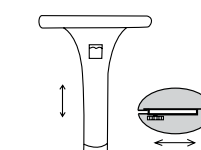
AL adj. loop arm (recommended)



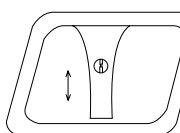
AT/AW adj. T includes height and width adjustment



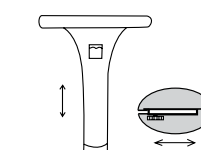
AL adj. loop arm (recommended)



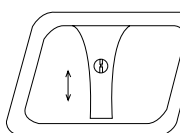
AT/AW adj. T includes height and width adjustment



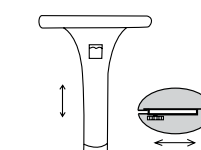
AL adj. loop arm (recommended)



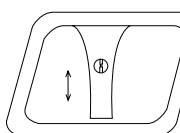
AT/AW adj. T includes height and width adjustment



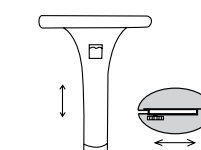
AL adj. loop arm (recommended)



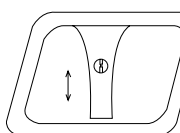
AT/AW adj. T includes height and width adjustment



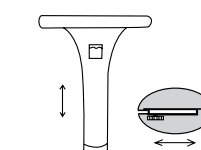
AL adj. loop arm (recommended)



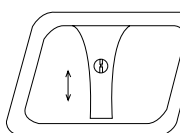
AT/AW adj. T includes height and width adjustment



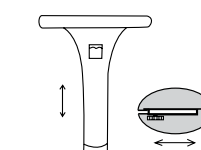
AL adj. loop arm (recommended)



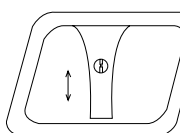
AT/AW adj. T includes height and width adjustment



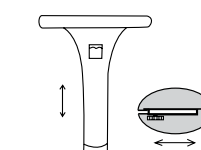
AL adj. loop arm (recommended)



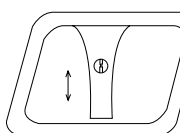
AT/AW adj. T includes height and width adjustment



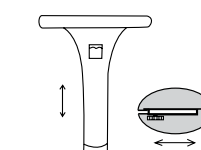
AL adj. loop arm (recommended)



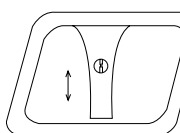
AT/AW adj. T includes height and width adjustment



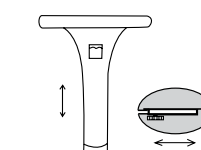
AL adj. loop arm (recommended)



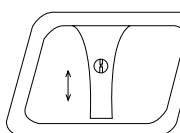
AT/AW adj. T includes height and width adjustment



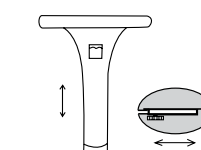
AL adj. loop arm (recommended)



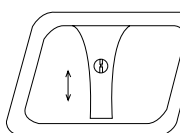
AT/AW adj. T includes height and width adjustment



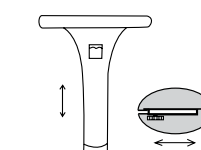
AL adj. loop arm (recommended)



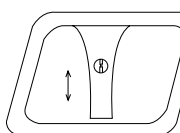
AT/AW adj. T includes height and width adjustment



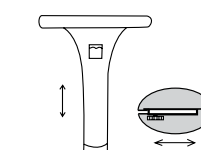
AL adj. loop arm (recommended)



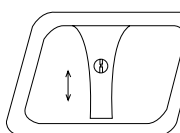
AT/AW adj. T includes height and width adjustment



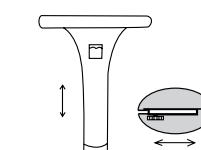
AL adj. loop arm (recommended)



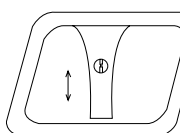
AT/AW adj. T includes height and width adjustment



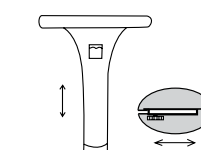
AL adj. loop arm (recommended)



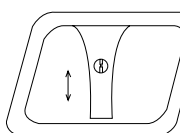
AT/AW adj. T includes height and width adjustment



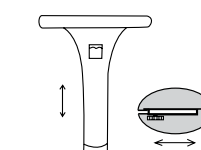
AL adj. loop arm (recommended)



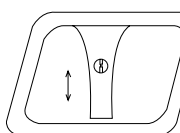
AT/AW adj. T includes height and width adjustment



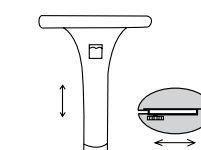
AL adj. loop arm (recommended)



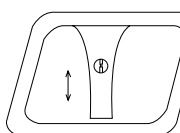
AT/AW adj. T includes height and width adjustment



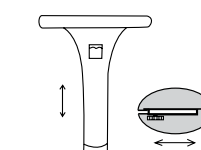
AL adj. loop arm (recommended)



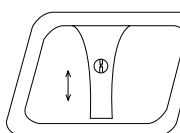
AT/AW adj. T includes height and width adjustment



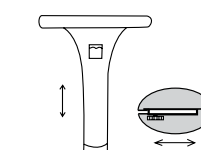
AL adj. loop arm (recommended)



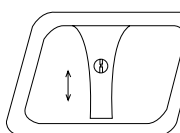
AT/AW adj. T includes height and width adjustment



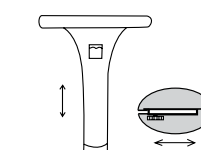
AL adj. loop arm (recommended)



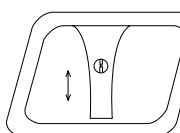
AT/AW adj. T includes height and width adjustment



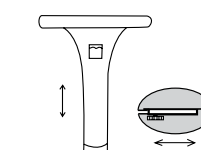
AL adj. loop arm (recommended)



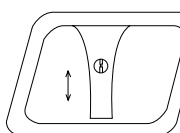
AT/AW adj. T includes height and width adjustment



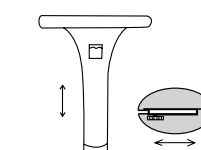
AL adj. loop arm (recommended)



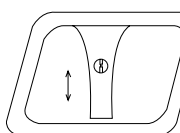
AT/AW adj. T includes height and width adjustment



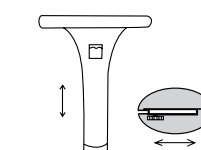
AL adj. loop arm (recommended)



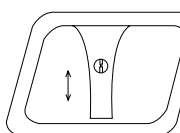
AT/AW adj. T includes height and width adjustment



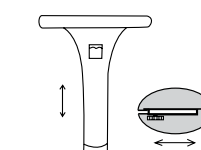
AL adj. loop arm (recommended)



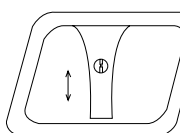
AT/AW adj. T includes height and width adjustment



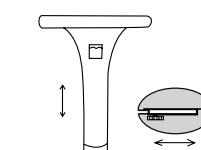
AL adj. loop arm (recommended)



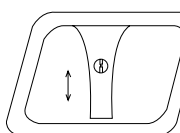
AT/AW adj. T includes height and width adjustment



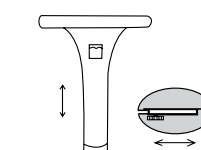
AL adj. loop arm (recommended)



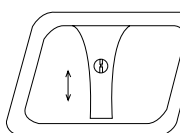
AT/AW adj. T includes height and width adjustment



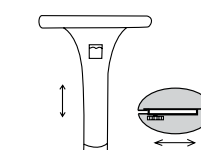
AL adj. loop arm (recommended)



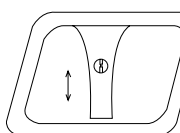
AT/AW adj. T includes height and width adjustment



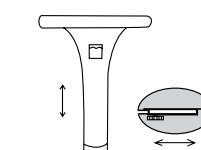
AL adj. loop arm (recommended)



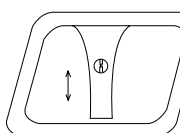
AT/AW adj. T includes height and width adjustment



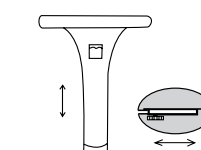
AL adj. loop arm (recommended)



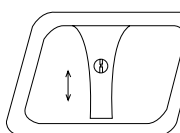
AT/AW adj. T includes height and width adjustment



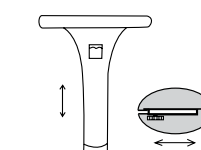
AL adj. loop arm (recommended)



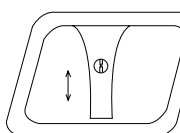
AT/AW adj. T includes height and width adjustment



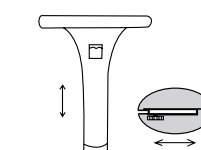
AL adj. loop arm (recommended)



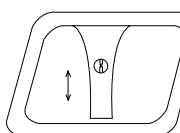
AT/AW adj. T includes height and width adjustment



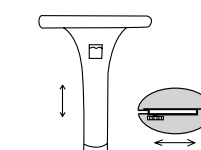
AL adj. loop arm (recommended)



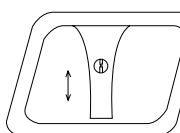
AT/AW adj. T includes height and width adjustment



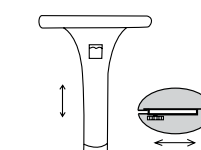
AL adj. loop arm (recommended)



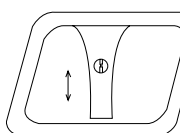
AT/AW adj. T includes height and width adjustment



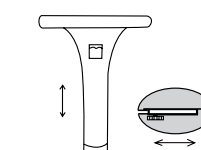
AL adj. loop arm (recommended)



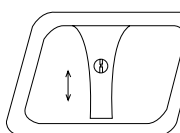
AT/AW adj. T includes height and width adjustment



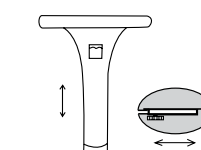
AL adj. loop arm (recommended)



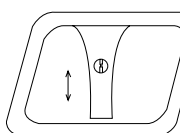
AT/AW adj. T includes height and width adjustment



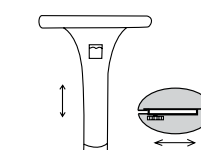
AL adj. loop arm (recommended)



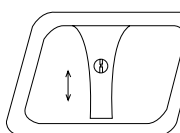
AT/AW adj. T includes height and width adjustment



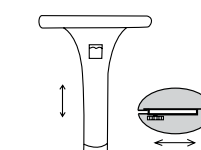
AL adj. loop arm (recommended)



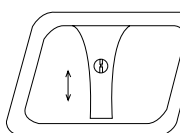
AT/AW adj. T includes height and width adjustment



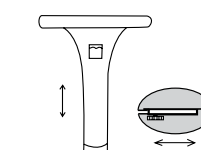
AL adj. loop arm (recommended)



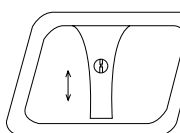
AT/AW adj. T includes height and width adjustment



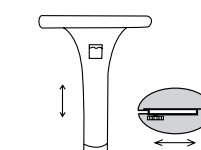
AL adj. loop arm (recommended)



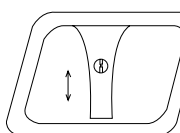
AT/AW adj. T includes height and width adjustment



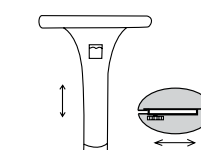
AL adj. loop arm (recommended)



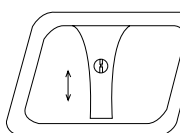
AT/AW adj. T includes height and width adjustment



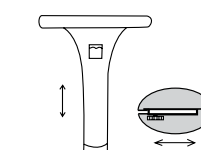
AL adj. loop arm (recommended)



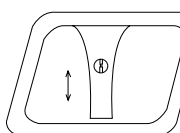
AT/AW adj. T includes height and width adjustment



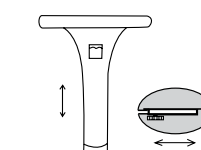
AL adj. loop arm (recommended)



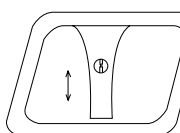
AT/AW adj. T includes height and width adjustment



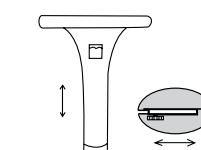
AL adj. loop arm (recommended)



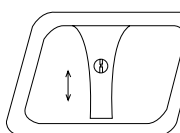
AT/AW adj. T includes height and width adjustment



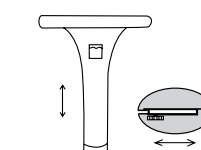
AL adj. loop arm (recommended)



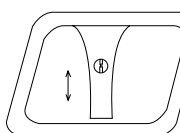
AT/AW adj. T includes height and width adjustment



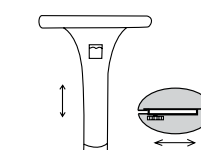
AL adj. loop arm (recommended)



AT/AW adj. T includes height and width adjustment



AL adj. loop arm (recommended)



- Provides freedom of movement
- Heavy duty components
- Synchro mechanism
- Standard and heavy duty version
- Ballistic nylon
- Built to last
- Drop away arms
- Partial assembly required

Extended shipping time required.  
\*Ships in 2 boxes on a skid via LTL.



Chair Version  
350 lb. capacity

350 lb. Capacity All prices are LIST

Model	Arm Options	Ballistic Nylon 3
<b>SH04</b>	<i>synchro/seat slider ratchet back</i> armless	1635
19-23.5" seat height range.		
	<b>DA</b> drop away	1760
	<b>AL</b> adj. loop	1825

Ships with 5 prong 27" nylon base, heavy duty CC01-HD hooded carpet casters and CY02-HD2 height cylinder




Chair Version  
500 lb. capacity

500 lb. Capacity All prices are LIST

Model	Arm Options	Ballistic Nylon 3
<b>SH04HD</b>	<i>synchro/seat slider ratchet back</i> armless	2085
19-23.5" seat height range.		
	<b>DA</b> drop away	2210
	<b>AL</b> adj. loop	2275

Ships with 6 prong 27" steel base, MSSHD non-hooded multipurpose casters and CY02-SHD height cylinder

Ballistic Colors

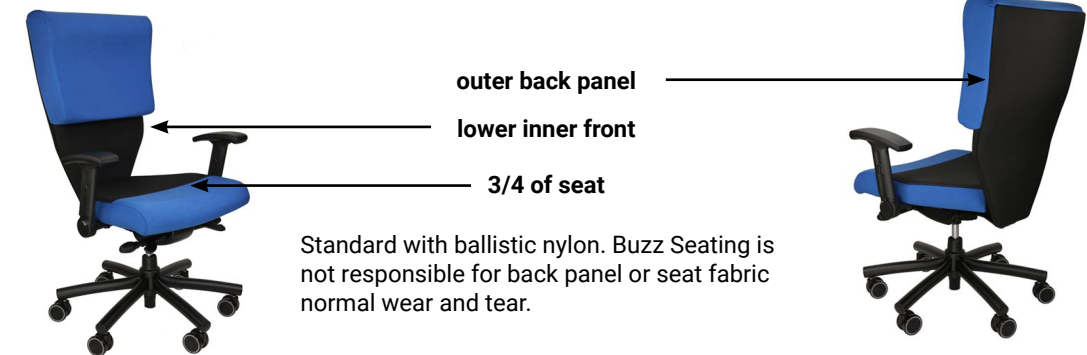


Actual dimensions will vary depending on model and options selected.

<b>Dimensions:</b>	seat width 22"	back width 22"
	seat depth 21"-23.5"	back height range 24"-29"
<b>Weight:</b>	approx. 59 lbs. chair	seat height range 19.5"-24"
	approx. 90 lbs. heavy duty chair	

TO ORDER, please specify:	model	arm	options	fabric color	price
EXAMPLE	SH04HD	DA	-	BLUE	2210

Mechanism Functions	Arm Options	Arm Pad	Back Panel Options																					
<p><b>Synchro Tilter - Heavy Duty Version</b> (2 paddles) Swivels 360°, pneumatic cylinder seat height adjustment, synchronized tilt between seat and back, free floats in unlocked position, 4 position tilt lock, tilt tension control, internal 5" ratchet back height adjustment, integrated seat slider.</p>	<p>DA drop away</p>	<p>BAP Buzz arm pad</p>	<p><b>BB</b> Ballistic nylon back standard</p> <p>Buzz Seating is not responsible for back panel wear or tear.</p>																					
	<p>AL adj. loop arm</p>		<p><b>Additional Options</b></p> <table border="1"> <thead> <tr> <th>MODEL#</th> <th></th> <th>ADD</th> </tr> </thead> <tbody> <tr> <td>CAL133</td> <td>California Technical Bulletin 133</td> <td>140</td> </tr> <tr> <td>GLBG</td> <td>Stationary bell glides (set of 5)</td> <td>41</td> </tr> <tr> <td>HC01-HD</td> <td>Hard floor heavy duty casters (set of 5) (SH04 only)</td> <td>75</td> </tr> <tr> <td>MSLC</td> <td>Self-braking hard floor casters brake when unoccupied (set of 5) (SH04 only)</td> <td>69</td> </tr> <tr> <td>MSRLC</td> <td>Self-braking hard floor casters brake when occupied (set of 5) (SH04 only)</td> <td>75</td> </tr> <tr> <td>PILLOW</td> <td>Lumbar Pillow</td> <td>175</td> </tr> </tbody> </table>	MODEL#		ADD	CAL133	California Technical Bulletin 133	140	GLBG	Stationary bell glides (set of 5)	41	HC01-HD	Hard floor heavy duty casters (set of 5) (SH04 only)	75	MSLC	Self-braking hard floor casters brake when unoccupied (set of 5) (SH04 only)	69	MSRLC	Self-braking hard floor casters brake when occupied (set of 5) (SH04 only)	75	PILLOW	Lumbar Pillow	175
MODEL#		ADD																						
CAL133	California Technical Bulletin 133	140																						
GLBG	Stationary bell glides (set of 5)	41																						
HC01-HD	Hard floor heavy duty casters (set of 5) (SH04 only)	75																						
MSLC	Self-braking hard floor casters brake when unoccupied (set of 5) (SH04 only)	69																						
MSRLC	Self-braking hard floor casters brake when occupied (set of 5) (SH04 only)	75																						
PILLOW	Lumbar Pillow	175																						



Standard with ballistic nylon. Buzz Seating is not responsible for back panel or seat fabric normal wear and tear.

Warranty: Shield Series

Standard published warranty terms and conditions apply with the following changes: 10 years on all components, 5 years on fabric and foam. If chairs are to be used for multi-shift applications which is defined as use exceeding 8 hours per day, 5 days per week, then multi-shift warranty applies: 5 years on components and 2 years on fabric and foam.

Ships partially assembled.

Poly Mesh Back

350 lb. Capacity All prices are LIST

Model	Arm Options	Arm Pad Options (default pad in bold)	COM					
			1	2	3	4	5	6
<b>PRM04HD</b> <i>synchro tilt fixed back</i>	armless	-	855	875	895	915	945	985
	<b>DA</b> drop away	<b>BAP, BT</b>	980	1000	1020	1040	1070	1110
	<b>VF</b> fixed	-	960	980	1000	1020	1050	1090
	<b>ATS</b> adj. T	<b>BAP, BT</b>	980	1000	1020	1040	1070	1110
	<b>ATS/AW</b> adj. T	<b>BAP, BT</b>	995	1015	1035	1055	1085	1125
	<b>MAT/AW</b> multi-function	-	1055	1075	1095	1115	1145	1185

HIGHBACK



Upgrades include: Heavy density seat foam with memory foam topper

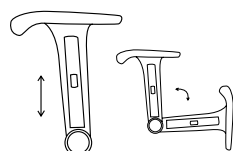
Ships with CC07-SL non-hooded carpet casters and CY06 height cylinder

Mechanism Functions

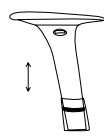
Synchro Tilter

(2 paddles)  
Swivels 360°, pneumatic cylinder seat height adjustment, synchronized tilt between seat and back, free floats in unlocked position, 4 position tilt lock, tilt tension control.

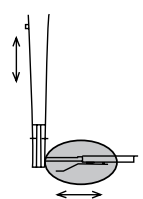
Arm Options



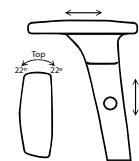
DA drop away



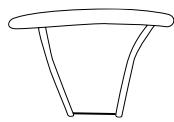
ATS adj. T height adjustment



ATS/AW adj. T includes height and width adjustment




MAT/AW multi-function (no arm pad option)



VF fixed chrome with soft urethane pad

Arm Pad Options



BAP Buzz arm pad (default pad if none specified except for ATS)



BT bullet arm pad (recommended & default for ATS)

Additional Options

MODEL#		ADD
<b>CAL133</b>	California Technical Bulletin 133	60
<b>EF</b>	1" extra seat foam	46
<b>SS (MESH)</b>	Sliding seat depth adjustment (Not available on stools. AW (adj. width arm brackets) cannot be included if SS (sliding seat depth adjustment) is ordered)	87
<b>GLBG</b>	Stationary bell glides (set of 5)	41
<b>HC07</b>	Hard floor casters (set of 5)	46
<b>*SP</b>	Stool package includes 8" cylinder and "Sure Grip" footing. Seat height extends from 24"-32".	133
<b>FR20</b>	"Sure Grip" footing	92

\*When converting to a stool, the tilt feature is disengaged by the factory before shipping.

Warranty: 24/7 Multi-Shift Series

Standard published warranty terms and conditions apply with the following changes: 5 years on all components and 2 years on fabric and foam.

Actual dimensions will vary depending on model and options selected.

**Dimensions:** seat width 21" back width 20.5"  
seat depth 21" back height 22"  
seat height from floor 16"-23"

**Weight:** approx. 40 lbs.

**COM Requirements:** 1 yard per chair

- Upholstered seat
- Infinite angle lock
- Tension adjustment

- Weight activated locking casters
- Partial assembly required



300 lb. Capacity All prices are LIST

Model		COM					
		1	2	3	4	5	6
<b>PR00-CY05</b>	10" cylinder only	885	900	915	930	950	980
<b>PR00-XSP</b>	10" cylinder and foot ring	980	995	1010	1025	1045	1075

Ships with MSRLC hooded multipurpose casters

Additional Options

MODEL#		ADD
<b>CAL133</b>	California Technical Bulletin 133	60
<b>GLBG</b>	Stationary bell glides (set of 5)	N/C



20" Footing

Actual dimensions will vary depending on model and options selected.

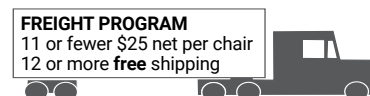
**Dimensions:** seat width 18"  
seat depth 16"  
seat height from floor 26"-36"

**Weight:** approx. 29 lbs.

**COM Requirements:** 1 yard per chair

TO ORDER, please specify:	model	arm	arm pad	options	fabric pattern	fabric color	price
<b>EXAMPLE</b>	PRM04HD	ATS	BT	EF	ANCHORAGE	ONYX	1026

TO ORDER, please specify:	model	options	fabric pattern	fabric color	price
<b>EXAMPLE</b>	PR00-XSP	GLBG	MOGULS	FLARE 2188	980





- For the person 4'10" or smaller
- Proportionally scaled seat and back
- Convex back
- 4" seat foam
- Soft and supple sit
- Partial assembly required

300 lb. Capacity All prices are LIST

Model	Arm Options	Arm Pad Options (default pad in bold)	Upholstery Grade					
			1	2	3	4	5	6
<b>PRB01</b> <i>basic task fixed back</i>	armless	-	535	575	615	670	725	780
Use for basic task and minimal use situations. Simple adjustments.	<b>DA</b> drop away	<b>BAP, BT</b>	660	700	740	795	850	905
	<b>VF</b> fixed	-	640	680	720	775	830	885
	<b>AT</b> adj. T	<b>BAP, BT</b>	660	700	740	795	850	905
	<b>ATS</b> adj. T	<b>BAP, BT</b>	660	700	740	795	850	905
	<b>MAT</b> multi-function	-	680	720	760	815	870	925

Ships with **CC01** hooded carpet casters and **CY01** height cylinder

300 lb. Capacity All prices are LIST

Model	Arm Options	Arm Pad Options (default pad in bold)	Upholstery Grade					
			1	2	3	4	5	6
<b>PRB02</b> <i>swivel tilter ratchet back</i>	armless	-	580	620	660	715	770	825
Great for mid management, conference room and meeting applications. Simple adjustments.	<b>DA</b> drop away	<b>BAP, BT</b>	705	745	785	840	895	950
	<b>VF</b> fixed	-	685	725	765	820	875	930
	<b>AT/AW</b> adj. T	<b>BAP, BT</b>	705	745	785	840	895	950
	<b>ATS</b> adj. T	<b>BAP, BT</b>	705	745	785	840	895	950
	<b>ATS/AW</b> adj. T	<b>BAP, BT</b>	725	765	805	860	915	970
<b>MAT/AW</b> multi-function	-	780	820	860	915	970	1025	

Ships with **CC01** hooded carpet casters and **CY01** height cylinder

300 lb. Capacity All prices are LIST

Model	Arm Options	Arm Pad Options (default pad in bold)	Upholstery Grade					
			1	2	3	4	5	6
<b>PRB03</b> <i>posture back ratchet back</i>	armless	-	645	685	725	780	835	890
Perfect for clerical use and tasking situations that require some adjustability. Ideal control for stools.	<b>DA</b> drop away	<b>BAP, BT</b>	770	810	850	905	960	1015
	<b>VF</b> fixed	-	750	790	830	885	940	995
**AW (adj. width arm brackets) cannot be included with <b>PRB03</b> series if SS (sliding seat depth adjustment) is ordered.	<b>AT/AW</b> adj. T	<b>BAP, BT</b>	770	810	850	905	960	1015
	<b>ATS</b> adj. T	<b>BAP, BT</b>	770	810	850	905	960	1015
	<b>ATS/AW</b> adj. T	<b>BAP, BT</b>	790	830	870	925	980	1035
	<b>MAT/AW</b> multi-function	-	845	885	925	980	1035	1090

Ships with **CC01** hooded carpet casters and **CY01** height cylinder

Actual dimensions will vary depending on model and options selected.

**Dimensions:** seat width 16" seat height from floor 14"-17" back width 16" back height 19"-22"

**Weight:** 45 lbs.  
**COM Requirements:** 2 yards per chair



TO ORDER, please specify:	model	arm	arm pad	back panel	options	fabric pattern	fabric color	price
<b>EXAMPLE</b>	<b>PRB03</b>	<b>AT/AW</b>	<b>BAP</b>	<b>SB</b>	<b>MF</b>	<b>MOGULS</b>	<b>FLARE 2188</b>	<b>875</b>

**NOTE:** Pronto Bantam ships standard with a **CY01** lower seat height 3" travel cylinder. Optional 5" travel **CY02** available without upcharge and must be specified.

**Mechanism Functions**

**Basic Task**  
(1 paddle)  
Swivels 360°, pneumatic cylinder seat height adjustment, back depth adjustment.

**DA** drop away

**Swivel Tilter**  
(1 paddle)  
Swivels 360°, pneumatic cylinder seat height adjustment, seat and back tilt as unit, tilt tension control, tilt free floats or locks in upright position, internal ratchet back height adjustment.

**VF** fixed chrome with soft urethane pad

**AT/AW** adj. T includes height and width adjustment

**ATS** adj. T height adjustment

**ATS/AW** adj. T includes height and width adjustment

**MAT/AW** multi-function (no arm pad option)

**Arm Options**

**DA** drop away

**VF** fixed chrome with soft urethane pad

**AT/AW** adj. T includes height and width adjustment

**ATS** adj. T height adjustment

**ATS/AW** adj. T includes height and width adjustment

**MAT/AW** multi-function (no arm pad option)

**Arm Pad Options**

**BAP** Buzz arm pad (default pad if none specified except for **ATS**)

**BT** bullet arm pad

**Back Panel Options**

**SB** Standard upholstered back panel. **(DEFAULT)**

**BB** Ballistic nylon back – recommended (*no upcharge*)

**BP** Bumper back trim – recommended (*no upcharge*)  
Choose from 6 colors. Refer to web site for selection.

Buzz Seating is not responsible for back panel wear or tear regardless of option chosen. For additional back wear protection, **BB** or **BP** is recommended. One option is provided without an additional upcharge. If both options are ordered a **45** list upcharge applies. Refer to web site for **BP** color selections.

**DEFAULT IS SB UNLESS SPECIFIED OTHERWISE**

**Additional Options**

MODEL#		ADD
<b>CAL133</b>	California Technical Bulletin 133	115
<b>MF</b>	1" layer memory foam over upgraded high density foam seat	105
<b>EF</b>	1" extra seat foam	46
<b>GLBG</b>	Stationary bell glides (set of 5)	41
<b>HC01</b>	Hard floor/multisurface casters (set of 5)	41
<b>MSLC</b>	Self-braking hard floor casters brake when unoccupied (set of 5)	69
<b>MSRLC</b>	Self-braking hard floor casters brake when occupied (set of 5)	75
<b>FR20</b>	"Sure Grip" footing	92

**FOOTNOTE:**  
\*\* AW (adj. width arm brackets) cannot be included with **PRB03** series if SS (sliding seat depth adjustment) is ordered.



- For the person 4'10" or smaller
- Proportionally scaled seat and back
- Convex back
- 4" seat foam
- Soft and supple sit
- Partial assembly required

300 lb. Capacity All prices are LIST

Model	Arm Options	Arm Pad Options (default pad in bold)	Upholstery Grade					
			1	2	3	4	5	6
<b>PRB04</b> <i>synchro tilter ratchet back</i>	armless	-	645	685	725	780	835	890
Smooth and simple ride. Synchronized movement between seat and back. Any application.  **AW (adj. width arm brackets) cannot be included with PRB24 series if SS (sliding seat depth adjustment) is ordered.	DA drop away	<b>BAP, BT</b>	770	810	850	905	960	1015
	VF fixed	-	750	790	830	885	940	995
	AT/AW adj. T	<b>BAP, BT</b>	770	810	850	905	960	1015
	ATS adj. T	<b>BAP, BT</b>	770	810	850	905	960	1015
	ATS/AW adj. T	<b>BAP, BT</b>	<b>790</b>	<b>830</b>	<b>870</b>	<b>925</b>	<b>980</b>	<b>1035</b>
	MAT/AW multi-function	-	845	885	925	980	1035	1090

Ships with CC01 hooded carpet casters and CY01 height cylinder

300 lb. Capacity All prices are LIST

Model	Arm Options	Arm Pad Options (default pad in bold)	Upholstery Grade					
			1	2	3	4	5	6
<b>PRB08</b> <i>multi tilter ratchet back</i>	armless	-	785	825	865	920	975	1030
Use in applications that require maximum adjustability. Multipurpose full 6 function ergonomic control. Recommended for its infinite range and ease of adjustments.	DA drop away	<b>BAP, BT</b>	910	950	990	1045	1100	1155
	VF fixed	-	890	930	970	1025	1080	1135
	AT/AW adj. T	<b>BAP, BT</b>	910	950	990	1045	1100	1155
	ATS adj. T	<b>BAP, BT</b>	910	950	990	1045	1100	1155
	ATS/AW adj. T	<b>BAP, BT</b>	930	970	1010	1065	1120	1175
	MAT/AW multi-function	-	985	1025	1065	1120	1175	1230

Ships with CC01 hooded carpet casters and CY01 height cylinder

**Most popular (recommended)**

300 lb. Capacity All prices are LIST

Model	Arm Options	Arm Pad Options (default pad in bold)	Upholstery Grade					
			1	2	3	4	5	6
<b>PRB09</b> <i>multi tilt ratchet back integrated seat slider</i>	armless	-	810	850	890	945	1000	1055
Perfect for any application. An all inclusive control at a value price. Includes an internal ratchet back height adjustment and seat slider.	DA drop away	<b>BAP, BT</b>	935	975	1015	1070	1125	1180
	VF fixed	-	915	955	995	1050	1105	1160
	AT adj. T	<b>BAP, BT</b>	935	975	1015	1070	1125	1180
	ATS adj. T	<b>BAP, BT</b>	935	975	1015	1070	1125	1180
	MAT multi-function	-	1010	1050	1090	1145	1200	1255

Ships with CC01 hooded carpet casters and CY01 height cylinder

Actual dimensions will vary depending on model and options selected.

**Dimensions:** seat width 16" seat height from floor 14"-17" back width 16" back height 19"-22"

**Weight:** 45 lbs.  
**COM Requirements:** 2 yards per chair



TO ORDER, please specify:	model	arm	arm pad	back panel	options	fabric pattern	fabric color	price
<b>EXAMPLE</b>	<b>PRB08</b>	<b>DA</b>	<b>BAP</b>	<b>BB</b>	-	<b>MOGULS</b>	<b>FLARE 2188</b>	<b>910</b>

**NOTE:** Pronto Bantam ships standard with a CY01 lower seat height 3" travel cylinder. Optional 5" travel CY02 available without upcharge and must be specified.

Mechanism Functions	Arm Options	Arm Pad Options	Back Panel Options																											
<p><b>Synchro Tilter</b> (2 paddles) Swivels 360°, pneumatic cylinder seat height adjustment, synchronized tilt between seat and back, free floats in unlocked position, 3 position tilt lock, tilt tension control, internal ratchet back height adjustment.</p>	<p><b>DA drop away</b></p>	<p><b>BAP Buzz arm pad</b> (default pad if none specified except for ATS)</p>	<p><b>SB</b> Standard upholstered back panel. <b>(DEFAULT)</b></p> <p><b>BB</b> Ballistic nylon back – recommended <i>(no upcharge)</i></p> <p><b>BP</b> Bumper back trim – recommended <i>(no upcharge)</i> Choose from 6 colors. Refer to web site for selection.</p> <p>Buzz Seating is not responsible for back panel wear or tear regardless of option chosen. For additional back wear protection, <b>BB</b> or <b>BP</b> is recommended. One option is provided without an additional upcharge. If both options are ordered a <b>45</b> list upcharge applies. Refer to web site for <b>BP</b> color selections.</p> <p><b>DEFAULT IS SB UNLESS SPECIFIED OTHERWISE</b></p>																											
<p><b>Multi Tilter</b> (3 paddles) Swivels 360°, pneumatic cylinder seat height adjustment, seat and back tilt as unit, free floats in unlocked position, infinite position tilt lock, tilt tension control, internal ratchet back height adjustment, infinite back angle adjustment.</p>	<p><b>VF fixed chrome with soft urethane pad</b></p>	<p><b>BT bullet arm pad</b></p>	<p><b>Additional Options</b></p> <table border="1"> <thead> <tr> <th>MODEL#</th> <th></th> <th>ADD</th> </tr> </thead> <tbody> <tr> <td><b>CAL133</b></td> <td>California Technical Bulletin 133</td> <td>115</td> </tr> <tr> <td><b>MF</b></td> <td>1" layer memory foam over upgraded high density foam seat</td> <td>105</td> </tr> <tr> <td><b>EF</b></td> <td>1" extra seat foam</td> <td>46</td> </tr> <tr> <td><b>GLBG</b></td> <td>Stationary bell glides (set of 5)</td> <td>41</td> </tr> <tr> <td><b>HC01</b></td> <td>Hard floor/multisurface casters (set of 5)</td> <td>41</td> </tr> <tr> <td><b>MSLC</b></td> <td>Self-braking hard floor casters brake when unoccupied (set of 5)</td> <td>69</td> </tr> <tr> <td><b>MSRLC</b></td> <td>Self-braking hard floor casters brake when occupied (set of 5)</td> <td>75</td> </tr> <tr> <td><b>FR20</b></td> <td>"Sure Grip" footing</td> <td>92</td> </tr> </tbody> </table> <p><b>FOOTNOTE:</b> ** AW (adj. width arm brackets) cannot be included with PRB08 series if SS (sliding seat depth adjustment) is ordered.</p>	MODEL#		ADD	<b>CAL133</b>	California Technical Bulletin 133	115	<b>MF</b>	1" layer memory foam over upgraded high density foam seat	105	<b>EF</b>	1" extra seat foam	46	<b>GLBG</b>	Stationary bell glides (set of 5)	41	<b>HC01</b>	Hard floor/multisurface casters (set of 5)	41	<b>MSLC</b>	Self-braking hard floor casters brake when unoccupied (set of 5)	69	<b>MSRLC</b>	Self-braking hard floor casters brake when occupied (set of 5)	75	<b>FR20</b>	"Sure Grip" footing	92
MODEL#		ADD																												
<b>CAL133</b>	California Technical Bulletin 133	115																												
<b>MF</b>	1" layer memory foam over upgraded high density foam seat	105																												
<b>EF</b>	1" extra seat foam	46																												
<b>GLBG</b>	Stationary bell glides (set of 5)	41																												
<b>HC01</b>	Hard floor/multisurface casters (set of 5)	41																												
<b>MSLC</b>	Self-braking hard floor casters brake when unoccupied (set of 5)	69																												
<b>MSRLC</b>	Self-braking hard floor casters brake when occupied (set of 5)	75																												
<b>FR20</b>	"Sure Grip" footing	92																												
<p><b>Multi Tilt w/Integrated Seat Slider</b> (4 paddles) Swivels 360°, pneumatic cylinder seat height adjustment, seat and back tilt as unit, free floats in unlocked position, infinite position tilt lock, tilt tension control, internal ratchet back height adjustment, infinite back angle adjustment, side activated sliding seat pan.</p>	<p><b>ATS adj. T height adjustment</b></p>																													
	<p><b>ATS/AW adj. T includes height and width adjustment</b></p>																													
	<p><b>MAT/AW multi-function (no arm pad option)</b></p>																													



- Sized for the petite individual
- Proportionally scaled seat and back
- Convex back
- 4" seat foam
- Soft and supple sit
- Partial assembly required

300 lb. Capacity All prices are LIST

Model	Arm Options	Arm Pad Options (default pad in bold)	Upholstery Grade					
			1	2	3	4	5	6
<b>PRP01</b> <i>basic task fixed back</i>	armless	-	545	585	625	680	735	790
Use for basic task and minimal use situations. Simple adjustments.	<b>DA</b> drop away	<b>BAP, BT</b>	670	710	750	805	860	915
	<b>VF</b> fixed	-	650	690	730	785	840	895
<b>Stool options available on PRP01</b>	<b>AT</b> adj. T	<b>BAP, BT</b>	670	710	750	805	860	915
	<b>ATS</b> adj. T	<b>BAP, BT</b>	670	710	750	805	860	915
	<b>MAT</b> multi-function	-	745	785	825	880	935	990

Ships with **CC01** hooded carpet casters and **CY01** height cylinder

300 lb. Capacity All prices are LIST

Model	Arm Options	Arm Pad Options (default pad in bold)	Upholstery Grade					
			1	2	3	4	5	6
<b>PRP02</b> <i>swivel tilter ratchet back</i>	armless	-	590	630	670	725	780	835
Great for mid management, conference room and meeting applications. Simple adjustments.	<b>DA</b> drop away	<b>BAP, BT</b>	715	755	795	850	905	960
	<b>VF</b> fixed	-	695	735	775	830	885	940
<b>Stool options available on PRP02</b>	<b>AT/AW</b> adj. T	<b>BAP, BT</b>	715	755	795	850	905	960
	<b>ATS</b> adj. T	<b>BAP, BT</b>	715	755	795	850	905	960
	<b>ATS/AW</b> adj. T	<b>BAP, BT</b>	735	775	815	870	925	980
	<b>MAT/AW</b> multi-function	-	790	830	870	925	980	1035

Ships with **CC01** hooded carpet casters and **CY01** height cylinder

300 lb. Capacity All prices are LIST

Model	Arm Options	Arm Pad Options (default pad in bold)	Upholstery Grade					
			1	2	3	4	5	6
<b>PRP03</b> <i>posture back ratchet back</i>	armless	-	655	695	735	790	845	900
Perfect for clerical use and tasking situations that require some adjustability. Ideal control for stools.	<b>DA</b> drop away	<b>BAP, BT</b>	780	820	860	915	970	1025
	<b>VF</b> fixed	-	760	800	840	895	950	1005
<b>Stool options available on PRP03</b>	<b>AT/AW</b> adj. T	<b>BAP, BT</b>	780	820	860	915	970	1025
	<b>ATS</b> adj. T	<b>BAP, BT</b>	780	820	860	915	970	1025
	<b>ATS/AW</b> adj. T	<b>BAP, BT</b>	800	840	880	935	990	1045
<b>MAT/AW</b> multi-function	-	855	895	935	990	1045	1100	

Ships with **CC01** hooded carpet casters and **CY01** height cylinder

Actual dimensions will vary depending on model and options selected.

**Dimensions:** seat width 18" seat height from floor 15.5"-19" back width 17" back height 19"-22" seat depth 16"

**Weight:** 47 lbs.  
**COM Requirements:** 2 yards per chair



**FREIGHT PROGRAM**  
11 or fewer \$25 net per chair  
12 or more free shipping

TO ORDER, please specify:	model	arm	arm pad	back panel	options	fabric pattern	fabric color	price
<b>EXAMPLE</b>	<b>PRP01</b>	<b>AT/AW</b>	<b>BAP</b>	<b>SB</b>	<b>SP</b>	<b>MOGULS</b>	<b>FLARE 2188</b>	<b>803</b>

**NOTE:** Pronto Petite ships standard with a **CY01** lower seat height 3" travel cylinder. Optional 5" travel **CY02** available without upcharge and must be specified.

Mechanism Functions	Arm Options	Arm Pad Options	Back Panel Options																																	
<p><b>Basic Task</b> (1 paddle) Swivels 360°, pneumatic cylinder seat height adjustment, back depth adjustment.</p> <p><b>DA</b> drop away</p>	<p><b>VF</b> fixed chrome with soft urethane pad</p>	<p><b>BAP</b> Buzz arm pad (default pad if none specified except for ATS)</p>	<p><b>SB</b> Standard upholstered back panel. <b>(DEFAULT)</b></p> <p><b>BB</b> Ballistic nylon back – recommended <i>(no upcharge)</i></p> <p><b>BP</b> Bumper back trim – recommended <i>(no upcharge)</i> Choose from 6 colors. Refer to web site for selection.</p> <p>Buzz Seating is not responsible for back panel wear or tear regardless of option chosen. For additional back wear protection, <b>BB</b> or <b>BP</b> is recommended. One option is provided without an additional upcharge. If both options are ordered a <b>45</b> list upcharge applies. Refer to web site for <b>BP</b> color selections.</p> <p><b>DEFAULT IS SB UNLESS SPECIFIED OTHERWISE</b></p>																																	
<p><b>Swivel Tilter</b> (1 paddle) Swivels 360°, pneumatic cylinder seat height adjustment, seat and back tilt as unit, tilt tension control, tilt free floats or locks in upright position, internal ratchet back height adjustment.</p> <p><b>AT/AW</b> adj. T includes height and width adjustment</p>	<p><b>AT/AW</b> adj. T includes height and width adjustment</p>	<p><b>BT</b> bullet arm pad</p>	<p><b>Additional Options</b></p> <table border="1"> <thead> <tr> <th>MODEL#</th> <th></th> <th>ADD</th> </tr> </thead> <tbody> <tr> <td><b>CAL133</b></td> <td>California Technical Bulletin 133</td> <td>115</td> </tr> <tr> <td><b>MF</b></td> <td>1" layer memory foam over upgraded high density foam seat</td> <td>105</td> </tr> <tr> <td><b>EF</b></td> <td>1" extra seat foam</td> <td>46</td> </tr> <tr> <td><b>GLBG</b></td> <td>Stationary bell glides (set of 5)</td> <td>41</td> </tr> <tr> <td><b>HC01</b></td> <td>Hard floor/multisurface casters (set of 5)</td> <td>41</td> </tr> <tr> <td><b>MSLC</b></td> <td>Self-braking hard floor casters brake when unoccupied (set of 5)</td> <td>69</td> </tr> <tr> <td><b>MSRLC</b></td> <td>Self-braking hard floor casters brake when occupied (set of 5)</td> <td>75</td> </tr> <tr> <td><b>SP</b></td> <td>Stool package (with <b>PRP01</b>, <b>PRP03</b> controls only). Includes 8" cylinder and "Sure Grip" footring. Seat height extends from 20"-28".</td> <td>133</td> </tr> <tr> <td><b>XSP</b></td> <td>Ext. stool package (with <b>PRP01</b>, <b>PRP03</b> controls only). Includes 10" cylinder and "Sure Grip" footring. Seat height extends from 22"-32".</td> <td>156</td> </tr> <tr> <td><b>FR20</b></td> <td>"Sure Grip" footring</td> <td>92</td> </tr> </tbody> </table>	MODEL#		ADD	<b>CAL133</b>	California Technical Bulletin 133	115	<b>MF</b>	1" layer memory foam over upgraded high density foam seat	105	<b>EF</b>	1" extra seat foam	46	<b>GLBG</b>	Stationary bell glides (set of 5)	41	<b>HC01</b>	Hard floor/multisurface casters (set of 5)	41	<b>MSLC</b>	Self-braking hard floor casters brake when unoccupied (set of 5)	69	<b>MSRLC</b>	Self-braking hard floor casters brake when occupied (set of 5)	75	<b>SP</b>	Stool package (with <b>PRP01</b> , <b>PRP03</b> controls only). Includes 8" cylinder and "Sure Grip" footring. Seat height extends from 20"-28".	133	<b>XSP</b>	Ext. stool package (with <b>PRP01</b> , <b>PRP03</b> controls only). Includes 10" cylinder and "Sure Grip" footring. Seat height extends from 22"-32".	156	<b>FR20</b>	"Sure Grip" footring	92
MODEL#		ADD																																		
<b>CAL133</b>	California Technical Bulletin 133	115																																		
<b>MF</b>	1" layer memory foam over upgraded high density foam seat	105																																		
<b>EF</b>	1" extra seat foam	46																																		
<b>GLBG</b>	Stationary bell glides (set of 5)	41																																		
<b>HC01</b>	Hard floor/multisurface casters (set of 5)	41																																		
<b>MSLC</b>	Self-braking hard floor casters brake when unoccupied (set of 5)	69																																		
<b>MSRLC</b>	Self-braking hard floor casters brake when occupied (set of 5)	75																																		
<b>SP</b>	Stool package (with <b>PRP01</b> , <b>PRP03</b> controls only). Includes 8" cylinder and "Sure Grip" footring. Seat height extends from 20"-28".	133																																		
<b>XSP</b>	Ext. stool package (with <b>PRP01</b> , <b>PRP03</b> controls only). Includes 10" cylinder and "Sure Grip" footring. Seat height extends from 22"-32".	156																																		
<b>FR20</b>	"Sure Grip" footring	92																																		
<p><b>Posture Back</b> (2 paddles) Swivels 360°, pneumatic cylinder seat height adjustment, infinite back angle adjustment, internal ratchet back height adjustment.</p> <p><b>AT/AW</b> adj. T includes height and width adjustment</p>	<p><b>AT/AW</b> adj. T includes height and width adjustment</p>	<p><b>MAT/AW</b> multi-function (no arm pad option)</p>	<p><b>FOOTNOTE:</b> <b>** AW</b> (adj. width arm brackets) cannot be included with <b>PRP03</b> series if <b>SS</b> (sliding seat depth adjustment) is ordered.</p>																																	



- Sized for the petite individual
- Proportionally scaled seat and back
- Convex back
- 4" seat foam
- Soft and supple sit
- Partial assembly required

300 lb. Capacity All prices are LIST

Model	Arm Options	Arm Pad Options (default pad in bold)	COM		Upholstery Grade			
			1	2	3	4	5	6
<b>PRP04</b> <i>synchro tilter ratchet back</i>	armless	-	655	695	735	790	845	900
Smooth and simple ride. Synchronized movement between seat and back. Any application.  **AW (adj. width arm brackets) cannot be included with PRP04 series if SS (sliding seat depth adjustment) is ordered.	DA drop away	<b>BAP, BT</b>	780	820	860	915	970	1025
	VF fixed	-	760	800	840	895	950	1005
	AT/AW adj. T	<b>BAP, BT</b>	780	820	860	915	970	1025
	ATS adj. T	<b>BAP, BT</b>	780	820	860	915	970	1025
	ATS/AW adj. T	<b>BAP, BT</b>	800	840	880	935	990	1045
	MAT/AW multi-function	-	855	895	935	990	1045	1100

Ships with CC01 hooded carpet casters and CY01 height cylinder

300 lb. Capacity All prices are LIST

Model	Arm Options	Arm Pad Options (default pad in bold)	COM		Upholstery Grade			
			1	2	3	4	5	6
<b>PRP08</b> <i>multi tilter ratchet back</i>	armless	-	795	835	875	930	985	1040
Use in applications that require maximum adjustability. Multipurpose full 6 function ergonomic control. Recommended for its infinite range and ease of adjustments.	DA drop away	<b>BAP, BT</b>	920	960	1000	1055	1110	1165
	VF fixed	-	900	940	980	1035	1090	1145
	AT/AW adj. T	<b>BAP, BT</b>	920	960	1000	1055	1110	1165
	ATS adj. T	<b>BAP, BT</b>	920	960	1000	1055	1110	1165
	ATS/AW adj. T	<b>BAP, BT</b>	940	980	1020	1075	1130	1185
	MAT/AW multi-function	-	995	1035	1075	1130	1185	1240

Ships with CC01 hooded carpet casters and CY01 height cylinder

**Most popular (recommended)** 300 lb. Capacity All prices are LIST

Model	Arm Options	Arm Pad Options (default pad in bold)	COM		Upholstery Grade			
			1	2	3	4	5	6
<b>PRP09</b> <i>multi tilt ratchet back integrated seat slider</i>	armless	-	820	860	900	955	1010	1065
Perfect for any application. An all inclusive control at a value price. Includes an internal ratchet back height adjustment and seat slider.	DA drop away	<b>BAP, BT</b>	945	985	1025	1080	1135	1190
	VF fixed	-	925	965	1005	1060	1115	1170
	AT adj. T	<b>BAP, BT</b>	945	985	1025	1080	1135	1190
	ATS adj. T	<b>BAP, BT</b>	945	985	1025	1080	1135	1190
		MAT multi-function	-	1020	1060	1100	1155	1210

Ships with CC01 hooded carpet casters and CY01 height cylinder

Actual dimensions will vary depending on model and options selected.

**Dimensions:** seat width 18" seat height from floor 15.5"-19" back width 17" back height 19"-22" seat depth 16"

**Weight:** 47 lbs.

**COM Requirements:** 2 yards per chair



<b>TO ORDER, please specify:</b>	model	arm	arm pad	back panel	options	fabric pattern	fabric color	price
<b>EXAMPLE</b>	<b>PRP08</b>	<b>DA</b>	<b>BAP</b>	<b>SB</b>	<b>EF</b>	<b>MOGULS</b>	<b>FLARE 2188</b>	<b>966</b>

**NOTE:** Pronto Petite ships standard with a CY01 lower seat height 3" travel cylinder. Optional 5" travel CY02 available without upcharge and must be specified.

**Mechanism Functions**

**Synchro Tilter**  
(2 paddles)  
Swivels 360°, pneumatic cylinder seat height adjustment, synchronized tilt between seat and back, free floats in unlocked position, 3 position tilt lock, tilt tension control, internal ratchet back height adjustment.

**Multi Tilter**  
(3 paddles)  
Swivels 360°, pneumatic cylinder seat height adjustment, seat and back tilt as unit, free floats in unlocked position, infinite position tilt lock, tilt tension control, internal ratchet back height adjustment, infinite back angle adjustment.

**Multi Tilt w/Integrated Seat Slider**  
(4 paddles)  
Swivels 360°, pneumatic cylinder seat height adjustment, seat and back tilt as unit, free floats in unlocked position, infinite position tilt lock, tilt tension control, internal ratchet back height adjustment, infinite back angle adjustment, side activated sliding seat pan.

**Arm Options**

DA drop away

VF fixed  
chrome with soft urethane pad

AT/AW adj. T includes  
height and width adjustment

ATS adj. T height adjustment

ATS/AW adj. T includes  
height and width adjustment

MAT/AW multi-function  
(no arm pad option)

**Arm Pad Options**

BAP Buzz arm pad  
(default pad if none specified except for ATS)

BT bullet arm pad

**Back Panel Options**

**SB** Standard upholstered back panel. **(DEFAULT)**

**BB** Ballistic nylon back – recommended *(no upcharge)*

**BP** Bumper back trim – recommended *(no upcharge)*  
Choose from 6 colors. Refer to web site for selection.

Buzz Seating is not responsible for back panel wear or tear regardless of option chosen. For additional back wear protection, **BB** or **BP** is recommended. One option is provided without an additional upcharge. If both options are ordered a 45 list upcharge applies. Refer to web site for **BP** color selections.

**DEFAULT IS SB UNLESS SPECIFIED OTHERWISE**

**Additional Options**

MODEL#		ADD
<b>CAL133</b>	California Technical Bulletin 133	115
<b>MF</b>	1" layer memory foam over upgraded high density foam seat	105
<b>EF</b>	1" extra seat foam	46
<b>GLBG</b>	Stationary bell glides (set of 5)	41
<b>HC01</b>	Hard floor/multisurface casters (set of 5)	41
<b>MSLC</b>	Self-braking hard floor casters brake when unoccupied (set of 5)	69
<b>MSRLC</b>	Self-braking hard floor casters brake when occupied (set of 5)	75
<b>FR20</b>	"Sure Grip" footing	92

**FOOTNOTE:**  
\*\* AW (adj. width arm brackets) cannot be included with PRP04 series if SS (sliding seat depth adjustment) is ordered.





- Accommodates most individuals as a mid-sized chair
- Proportionally scaled seat and back
- Convex back
- 4" seat foam
- Soft and supple sit
- Partial assembly required

300 lb. Capacity All prices are LIST

Model	Arm Options	Arm Pad Options (default pad in bold)	Upholstery Grade					
			1	2	3	4	5	6
<b>PRMB01</b> <i>basic task fixed back</i>	armless	-	565	605	645	700	755	810
Use for basic task and minimal use situations. Simple adjustments.	<b>DA</b> drop away	<b>BAP, BT</b>	690	730	770	825	880	935
	<b>VF</b> fixed	-	670	710	750	805	860	915
<b>Stool options available on PRMB01</b>	<b>AT/AW</b> adj. T	<b>BAP, BT</b>	690	730	770	825	880	935
	<b>ATS</b> adj. T	<b>BAP, BT</b>	690	730	770	825	880	935
	<b>ATS/AW</b> adj. T	<b>BAP, BT</b>	710	750	790	845	900	955
	<b>MAT/AW</b> multi-function	-	765	805	845	900	955	1010

Ships with **CC01** hooded carpet casters and **CY02** height cylinder

300 lb. Capacity All prices are LIST

Model	Arm Options	Arm Pad Options (default pad in bold)	Upholstery Grade					
			1	2	3	4	5	6
<b>PRMB02</b> <i>swivel tilter ratchet back</i>	armless	-	610	650	690	745	800	855
Great for mid management, conference room and meeting applications. Simple adjustments.	<b>DA</b> drop away	<b>BAP, BT</b>	735	775	815	870	925	980
	<b>VF</b> fixed	-	715	755	795	850	905	960
<b>Stool options available on PRMB02</b>	<b>AT/AW</b> adj. T	<b>BAP, BT</b>	735	775	815	870	925	980
	<b>ATS</b> adj. T	<b>BAP, BT</b>	735	775	815	870	925	980
	<b>ATS/AW</b> adj. T	<b>BAP, BT</b>	755	795	835	890	945	1000
	<b>MAT/AW</b> multi-function	-	810	850	890	945	1000	1055

Ships with **CC01** hooded carpet casters and **CY02** height cylinder

300 lb. Capacity All prices are LIST

Model	Arm Options	Arm Pad Options (default pad in bold)	Upholstery Grade					
			1	2	3	4	5	6
<b>PRMB03</b> <i>posture back ratchet back</i>	armless	-	675	715	755	810	865	920
Perfect for clerical use and tasking situations that require some adjustability. Ideal control for stools.	<b>DA</b> drop away	<b>BAP, BT</b>	800	840	880	935	990	1045
	<b>VF</b> fixed	-	780	820	860	915	970	1025
<b>Stool options available on PRMB03</b>	<b>AT/AW</b> adj. T	<b>BAP, BT</b>	800	840	880	935	990	1045
	<b>ATS</b> adj. T	<b>BAP, BT</b>	800	840	880	935	990	1045
	<b>ATS/AW</b> adj. T	<b>BAP, BT</b>	820	860	900	955	1010	1065
	<b>MAT/AW</b> multi-function	-	875	915	955	1010	1065	1120

Ships with **CC01** hooded carpet casters and **CY02** height cylinder

Actual dimensions will vary depending on model and options selected.  
**Dimensions:** seat width 21" seat height from floor 16"-21" back width 20" back height 20.5"-23.5"  
 seat depth 19.5" 16"-21"

**Weight:** 49 lbs.  
**COM Requirements:** 2 yards per chair



**FREIGHT PROGRAM**  
 11 or fewer \$25 net per chair  
 12 or more free shipping

<b>TO ORDER, please specify:</b>	model	arm	arm pad	back panel	options	fabric pattern	fabric color	price
<b>EXAMPLE</b>	<b>PRMB02</b>	<b>VF</b>	-	<b>SB</b>	-	<b>MOGULS</b>	<b>FLARE 2188</b>	<b>715</b>

### Mechanism Functions

**Basic Task**  
(1 paddle)  
Swivels 360°, pneumatic cylinder seat height adjustment, back depth adjustment.

**Swivel Tilter**  
(1 paddle)  
Swivels 360°, pneumatic cylinder seat height adjustment, seat and back tilt as unit, tilt tension control, tilt free floats or locks in upright position, internal ratchet back height adjustment.

**Posture Back**  
(2 paddles)  
Swivels 360°, pneumatic cylinder seat height adjustment, infinite back angle adjustment, internal ratchet back height adjustment.

### Arm Options

**DA** drop away

**VF** fixed chrome with soft urethane pad

**AT/AW** adj. T includes height and width adjustment

**ATS/AW** adj. T includes height and width adjustment

**MAT/AW** multi-function (no arm pad option)

### Arm Pad Options

**BAP** Buzz arm pad (default pad if none specified except for ATS)

**BT** bullet arm pad

### Back Panel Options

**SB** Standard upholstered back panel. **(DEFAULT)**

**BB** Ballistic nylon back – recommended *(no upcharge)*

**BP** Bumper back trim – recommended *(no upcharge)*  
Choose from 6 colors. Refer to web site for selection.

Buzz Seating is not responsible for back panel wear or tear regardless of option chosen. For additional back wear protection, **BB** or **BP** is recommended. One option is provided without an additional upcharge. If both options are ordered a **45** list upcharge applies. Refer to web site for **BP** color selections.

**DEFAULT IS SB UNLESS SPECIFIED OTHERWISE**

### Additional Options

MODEL#		ADD
<b>CAL133</b>	California Technical Bulletin 133	115
<b>MF</b>	1" layer memory foam over upgraded high density foam seat	105
<b>EF</b>	1" extra seat foam	46
<b>SS</b>	Sliding seat depth adjustment (not available with <b>PRMB01</b> , <b>PRMB02</b> & stools)	98
<b>GLBG</b>	Stationary bell glides (set of 5)	41
<b>HC01</b>	Hard floor/multisurface casters (set of 5)	41
<b>MSLC</b>	Self-braking hard floor casters brake when unoccupied (set of 5)	69
<b>MSRLC</b>	Self-braking hard floor casters brake when occupied (set of 5)	75
<b>SP</b>	Stool package (with <b>PRMB01</b> , <b>PRMB03</b> controls only). Includes 8" cylinder and "Sure Grip" footing. Seat height extends from 20"-28".	133
<b>XSP</b>	Ext. stool package (with <b>PRMB01</b> , <b>PRMB03</b> controls only). Includes 10" cylinder and "Sure Grip" footing. Seat height extends from 22"-32".	156
<b>FR20</b>	"Sure Grip" footing	92
<b>THORBACK</b>	Thoracic back (with <b>PRMB03</b> only)	105



- Accommodates most individuals as a mid-sized chair
- Proportionally scaled seat and back
- Convex back
- 4" seat foam
- Soft and supple sit
- Partial assembly required

300 lb. Capacity All prices are LIST

Model	Arm Options	Arm Pad Options (default pad in bold)	Upholstery Grade					
			1	2	3	4	5	6
<b>PRMB04</b> <i>synchro tilter ratchet back</i>	armless	-	675	715	755	810	865	920
Smooth and simple ride. Synchronized movement between seat and back. Any application.  **AW (adj. width arm brackets) cannot be included with PRMB04 series if SS (sliding seat depth adjustment) is ordered.	DA drop away	<b>BAP, BT</b>	800	840	880	935	990	1045
	VF fixed	-	780	820	860	915	970	1025
	AT/AW adj. T	<b>BAP, BT</b>	800	840	880	935	990	1045
	ATS adj. T	<b>BAP, BT</b>	800	840	880	935	990	1045
	ATS/AW adj. T	<b>BAP, BT</b>	820	860	900	955	1010	1065
	MAT/AW multi-function	-	875	915	955	1010	1065	1120

Ships with CC01 hooded carpet casters and CY02 height cylinder

300 lb. Capacity All prices are LIST

Model	Arm Options	Arm Pad Options (default pad in bold)	Upholstery Grade					
			1	2	3	4	5	6
<b>PRMB08</b> <i>multi tilter ratchet back</i>	armless	-	815	855	895	950	1005	1060
Use in applications that require maximum adjustability. Multipurpose full 6 function ergonomic control. Recommended for its infinite range and ease of adjustments.	DA drop away	<b>BAP, BT</b>	940	980	1020	1075	1130	1185
	VF fixed	-	920	960	1000	1055	1110	1165
	AT/AW adj. T	<b>BAP, BT</b>	940	980	1020	1075	1130	1185
	ATS adj. T	<b>BAP, BT</b>	940	980	1020	1075	1130	1185
	ATS/AW adj. T	<b>BAP, BT</b>	960	1000	1040	1095	1150	1205
	MAT/AW multi-function	-	1015	1055	1095	1150	1205	1260

Ships with CC01 hooded carpet casters and CY02 height cylinder

Most popular (recommended)

300 lb. Capacity All prices are LIST

Model	Arm Options	Arm Pad Options (default pad in bold)	Upholstery Grade					
			1	2	3	4	5	6
<b>PRMB09</b> <i>multi tilt ratchet back integrated seat slider</i>	armless	-	840	880	920	975	1030	1085
Perfect for any application. An all inclusive control at a value price. Includes an internal ratchet back height adjustment and seat slider.	DA drop away	<b>BAP, BT</b>	965	1005	1045	1100	1155	1210
	VF fixed	-	945	985	1025	1080	1135	1190
	AT/AW adj. T	<b>BAP, BT</b>	965	1005	1045	1100	1155	1210
	ATS adj. T	<b>BAP, BT</b>	965	1005	1045	1100	1155	1210
	ATS/AW adj. T	<b>BAP, BT</b>	985	1025	1065	1120	1175	1230
	MAT/AW multi-function	-	1040	1080	1120	1175	1230	1285

Ships with CC01 hooded carpet casters and CY02 height cylinder

Actual dimensions will vary depending on model and options selected.  
**Dimensions:** seat width 21" seat height from floor 16"-21" back width 20" back height 20.5"-23.5"  
 seat depth 19.5"

**Weight:** 49 lbs.  
**COM Requirements:** 2 yards per chair



TO ORDER, please specify:	model	arm	arm pad	back panel	options	fabric pattern	fabric color	price
EXAMPLE	PRMB09	ATS	BT	SB	MF	MOGULS	FLARE 2188	1070

### Mechanism Functions

**Synchro Tilter**  
(2 paddles)  
Swivels 360°, pneumatic cylinder seat height adjustment, synchronized tilt between seat and back, free floats in unlocked position, 3 position tilt lock, tilt tension control, internal ratchet back height adjustment.

**Multi Tilter**  
(3 paddles)  
Swivels 360°, pneumatic cylinder seat height adjustment, seat and back tilt as unit, free floats in unlocked position, infinite position tilt lock, tilt tension control, internal ratchet back height adjustment, infinite back angle adjustment.

**Multi Tilt w/Integrated Seat Slider**  
(4 paddles)  
Swivels 360°, pneumatic cylinder seat height adjustment, seat and back tilt as unit, free floats in unlocked position, infinite position tilt lock, tilt tension control, internal ratchet back height adjustment, infinite back angle adjustment, side activated sliding seat pan.

### Arm Options

DA drop away

VF fixed chrome with soft urethane pad

AT/AW adj. T includes height and width adjustment

ATS adj. T height adjustment

ATS/AW adj. T includes height and width adjustment

MAT/AW multi-function (no arm pad option)

### Arm Pad Options

BAP Buzz arm pad (default pad if none specified except for ATS)

BT bullet arm pad

### Back Panel Options

**SB** Standard upholstered back panel. *(DEFAULT)*

**BB** Ballistic nylon back – recommended *(no upcharge)*

**BP** Bumper back trim – recommended *(no upcharge)*  
Choose from 6 colors. Refer to web site for selection.

Buzz Seating is not responsible for back panel wear or tear regardless of option chosen. For additional back wear protection, **BB** or **BP** is recommended. One option is provided without an additional upcharge. If both options are ordered a **45** list upcharge applies. Refer to web site for **BP** color selections.

**DEFAULT IS SB UNLESS SPECIFIED OTHERWISE**

### Additional Options

MODEL#		ADD
CAL133	California Technical Bulletin 133	115
MF	1" layer memory foam over upgraded high density foam seat	105
EF	1" extra seat foam	46
SS	Sliding seat depth adjustment (not available with PRMB08 & stools)	98
GLBG	Stationary bell glides (set of 5)	41
HC01	Hard floor/multisurface casters (set of 5)	41
MSLC	Self-braking hard floor casters brake when unoccupied (set of 5)	69
MSRLC	Self-braking hard floor casters brake when occupied (set of 5)	75
FR20	"Sure Grip" footing	92
LINBACK	Linear back shape width 20"/height 20.5"-23.5" (PRMB04 Only)	N/C
THORBACK	Thoracic back (with PRMB09 only)	105

# Pronto Highback Series



- Designed for the larger sized individual as a high back chair
- Proportionally scaled seat and back
- Convex back
- 4" seat foam
- Soft and supple sit
- Partial assembly required

300 lb. Capacity All prices are LIST

Model	Arm Options	Arm Pad Options (default pad in bold)	Upholstery Grade					
			1	2	3	4	5	6
<b>PRHB01</b>	<i>basic task fixed back</i>	-	645	685	725	780	835	890
Use for basic task and minimal use situations. Simple adjustments.	DA drop away	<b>BAP, BT</b>	770	810	850	905	960	1015
	VF fixed	-	750	790	830	885	940	995
	AT/AW adj. T	<b>BAP, BT</b>	770	810	850	905	960	1015
Stool options available on PRHB01	ATS adj. T	<b>BAP, BT</b>	770	810	850	905	960	1015
	ATS/AW adj. T	<b>BAP, BT</b>	790	830	870	925	980	1035
	MAT/AW multi-function	-	845	885	925	980	1035	1090

Ships with CC01 hooded carpet casters and CY02 height cylinder

300 lb. Capacity All prices are LIST

Model	Arm Options	Arm Pad Options (default pad in bold)	Upholstery Grade					
			1	2	3	4	5	6
<b>PRHB02</b>	<i>swivel tilter ratchet back</i>	-	690	730	770	825	880	935
Great for mid management, conference room and meeting applications. Simple adjustments.	DA drop away	<b>BAP, BT</b>	815	855	895	950	1005	1060
	VF fixed	-	795	835	875	930	985	1040
	AT/AW adj. T	<b>BAP, BT</b>	815	855	895	950	1005	1060
Stool options available on PRHB02	ATS adj. T	<b>BAP, BT</b>	815	855	895	950	1005	1060
	ATS/AW adj. T	<b>BAP, BT</b>	835	875	915	970	1025	1080
	MAT/AW multi-function	-	890	930	970	1025	1080	1135

Ships with CC01 hooded carpet casters and CY02 height cylinder

300 lb. Capacity All prices are LIST

Model	Arm Options	Arm Pad Options (default pad in bold)	Upholstery Grade					
			1	2	3	4	5	6
<b>PRHB03</b>	<i>posture back ratchet back</i>	-	755	795	835	890	945	1000
Perfect for clerical use and tasking situations that require some adjustability. Ideal control for stools.	DA drop away	<b>BAP, BT</b>	880	920	960	1015	1070	1125
	VF fixed	-	860	900	940	995	1050	1105
	AT/AW adj. T	<b>BAP, BT</b>	880	920	960	1015	1070	1125
Stool options available on PRHB03	ATS adj. T	<b>BAP, BT</b>	880	920	960	1015	1070	1125
	ATS/AW adj. T	<b>BAP, BT</b>	900	940	980	1035	1090	1145
	MAT/AW multi-function	-	955	995	1035	1090	1145	1200

Ships with CC01 hooded carpet casters and CY02 height cylinder

Actual dimensions will vary depending on model and options selected.  
**Dimensions:** seat width 22" seat height from floor 16"-21" back width 21" back height 25.5"-28.5"  
 seat depth 23"

**Weight:** 52 lbs.  
**COM Requirements:** 2 yards per chair



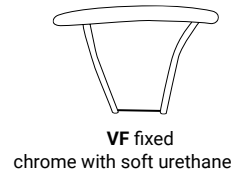
TO ORDER, please specify:	model	arm	arm pad	back panel	options	fabric pattern	fabric color	price
EXAMPLE	PRHB03	AT/AW	BT	BB	MSLC	MOGULS	FLARE 2188	949

## Mechanism Functions

**Basic Task**  
 (1 paddle)  
 Swivels 360°, pneumatic cylinder seat height adjustment, back depth adjustment.

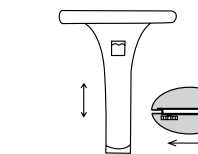


DA drop away

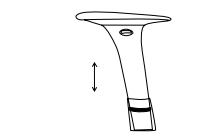


VF fixed chrome with soft urethane pad

**Swivel Tilter**  
 (1 paddle)  
 Swivels 360°, pneumatic cylinder seat height adjustment, seat and back tilt as unit, tilt tension control, tilt free floats or locks in upright position, internal ratchet back height adjustment.

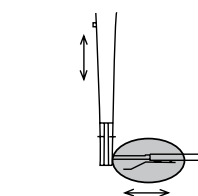


AT/AW adj. T includes height and width adjustment

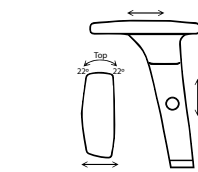


AT/AW adj. T height adjustment

**Posture Back**  
 (2 paddles)  
 Swivels 360°, pneumatic cylinder seat height adjustment, infinite back angle adjustment, internal ratchet back height adjustment.



AT/AW adj. T includes height and width adjustment



MAT/AW multi-function (no arm pad option)

## Arm Options

## Arm Pad Options



BAP Buzz arm pad (default pad if none specified except for ATS)



BT bullet arm pad

## Back Panel Options

- SB** Standard upholstered back panel. (DEFAULT)
- BB** Ballistic nylon back – recommended (no upcharge)
- BP** Bumper back trim – recommended (no upcharge)  
 Choose from 6 colors. Refer to web site for selection.

Buzz Seating is not responsible for back panel wear or tear regardless of option chosen. For additional back wear protection, **BB** or **BP** is recommended. One option is provided without an additional upcharge. If both options are ordered a 45 list upcharge applies. Refer to web site for **BP** color selections.

DEFAULT IS SB UNLESS SPECIFIED OTHERWISE

## Additional Options

MODEL#	ADD
CAL133	California Technical Bulletin 133 115
MF	1" layer memory foam over upgraded high density foam seat 105
EF	1" extra seat foam 46
SS	Sliding seat depth adjustment (not available with PRHB01, PRHB02 & stools) 98
GLBG	Stationary bell glides (set of 5) 41
HC01	Hard floor/multisurface casters (set of 5) 41
MSLC	Self-braking hard floor casters brake when unoccupied (set of 5) 69
MSRLC	Self-braking hard floor casters brake when occupied (set of 5) 75
SP	Stool package (with PRHB01, PRHB03 controls only). Includes 8" cylinder and "Sure Grip" footing. Seat height extends from 20"-28". 133
XSP	Ext. stool package (with PRHB01, PRHB03 controls only). Includes 10" cylinder and "Sure Grip" footing. Seat height extends from 22"-32". 156
FR20	"Sure Grip" footing 92

# Pronto Highback Series



- Designed for the larger sized individual as a high back chair
- Proportionally scaled seat and back
- Convex back
- 4" seat foam
- Soft and supple sit
- Partial assembly required

300 lb. Capacity All prices are LIST

Model	Arm Options	Arm Pad Options (default pad in bold)	Upholstery Grade					
			1	2	3	4	5	6
<b>PRHB04</b> <i>synchro tilter ratchet back</i>	armless	-	755	795	835	890	945	1000
Smooth and simple ride. Synchronized movement between seat and back. Any application.	DA drop away	<b>BAP, BT</b>	880	920	960	1015	1070	1125
	VF fixed	-	860	900	940	995	1050	1105
	AT/AW adj. T	<b>BAP, BT</b>	880	920	960	1015	1070	1125
	ATS adj. T	<b>BAP, BT</b>	880	920	960	1015	1070	1125
	ATS/AW adj. T	<b>BAP, BT</b>	900	940	980	1035	1090	1145
	MAT/AW multi-function	-	955	995	1035	1090	1145	1200

Ships with CC01 hooded carpet casters and CY02 height cylinder

300 lb. Capacity All prices are LIST

Model	Arm Options	Arm Pad Options (default pad in bold)	Upholstery Grade					
			1	2	3	4	5	6
<b>PRHB08</b> <i>multi tilter ratchet back</i>	armless	-	895	935	975	1030	1085	1140
Use in applications that require maximum adjustability. Multipurpose full 6 function ergonomic control. Recommended for its infinite range and ease of adjustments.	DA drop away	<b>BAP, BT</b>	1020	1060	1100	1155	1210	1265
	VF fixed	-	1000	1040	1080	1135	1190	1245
	AT/AW adj. T	<b>BAP, BT</b>	1020	1060	1100	1155	1210	1265
	ATS adj. T	<b>BAP, BT</b>	1020	1060	1100	1155	1210	1265
	ATS/AW adj. T	<b>BAP, BT</b>	1040	1080	1120	1175	1230	1285
	MAT/AW multi-function	-	1095	1135	1175	1230	1285	1340

Ships with CC01 hooded carpet casters and CY02 height cylinder

Most popular (recommended) 300 lb. Capacity All prices are LIST

Model	Arm Options	Arm Pad Options (default pad in bold)	Upholstery Grade					
			1	2	3	4	5	6
<b>PRHB09</b> <i>multi tilt ratchet back integrated seat slider</i>	armless	-	920	960	1000	1055	1110	1165
Perfect for any application. An all inclusive control at a value price. Includes an internal ratchet back height adjustment and seat slider.	DA drop away	<b>BAP, BT</b>	1045	1085	1125	1180	1235	1290
	VF fixed	-	1025	1065	1105	1160	1215	1270
	AT/AW adj. T	<b>BAP, BT</b>	1045	1085	1125	1180	1235	1290
	ATS adj. T	<b>BAP, BT</b>	1045	1085	1125	1180	1235	1290
	ATS/AW adj. T	<b>BAP, BT</b>	1065	1105	1145	1200	1255	1310
	MAT/AW multi-function	-	1120	1160	1200	1255	1310	1365

Ships with CC01 hooded carpet casters and CY02 height cylinder

Actual dimensions will vary depending on model and options selected.  
**Dimensions:** seat width 22" seat height from floor 16"-21" back width 21" back height 25.5"-28.5"  
 seat depth 23"

**Weight:** 52 lbs.  
**COM Requirements:** 2 yards per chair



TO ORDER, please specify:	model	arm	arm pad	back panel	options	fabric pattern	fabric color	price
EXAMPLE	PRHB08	MAT/AW	-	SB/BP06	-	MOGULS	FLARE 2188	1095

### Mechanism Functions

**Synchro Tilter**  
(2 paddles)  
Swivels 360°, pneumatic cylinder seat height adjustment, synchronized tilt between seat and back, free floats in unlocked position, 3 position tilt lock, tilt tension control, internal ratchet back height adjustment.

**Multi Tilter**  
(3 paddles)  
Swivels 360°, pneumatic cylinder seat height adjustment, seat and back tilt as unit, free floats in unlocked position, infinite position tilt lock, tilt tension control, internal ratchet back height adjustment, infinite back angle adjustment.

**Multi Tilt w/Integrated Seat Slider**  
(4 paddles)  
Swivels 360°, pneumatic cylinder seat height adjustment, seat and back tilt as unit, free floats in unlocked position, infinite position tilt lock, tilt tension control, internal ratchet back height adjustment, infinite back angle adjustment, side activated sliding seat pan.

### Arm Options

DA drop away

VF fixed chrome with soft urethane pad

AT/AW adj. T includes height and width adjustment

ATS adj. T height adjustment

ATS/AW adj. T includes height and width adjustment

MAT/AW multi-function (no arm pad option)

### Arm Pad Options

**BAP** Buzz arm pad (default pad if none specified except for ATS)

**BT** bullet arm pad

### Back Panel Options

**SB** Standard upholstered back panel. **(DEFAULT)**

**BB** Ballistic nylon back – recommended *(no upcharge)*

**BP** Bumper back trim – recommended *(no upcharge)*  
Choose from 6 colors. Refer to web site for selection.

Buzz Seating is not responsible for back panel wear or tear regardless of option chosen. For additional back wear protection, **BB** or **BP** is recommended. One option is provided without an additional upcharge. If both options are ordered a **45** list upcharge applies. Refer to web site for **BP** color selections.

**DEFAULT IS SB UNLESS SPECIFIED OTHERWISE**

### Additional Options

MODEL#		ADD
<b>CAL133</b>	California Technical Bulletin 133	115
<b>MF</b>	1" layer memory foam over upgraded high density foam seat	105
<b>EF</b>	1" extra seat foam	46
<b>SS</b>	Sliding seat depth adjustment (not available with PRHB08 & stools)	98
<b>GLBG</b>	Stationary bell glides (set of 5)	41
<b>HC01</b>	Hard floor/multisurface casters (set of 5)	41
<b>MSLC</b>	Self-braking hard floor casters brake when unoccupied (set of 5)	69
<b>MSRLC</b>	Self-braking hard floor casters brake when occupied (set of 5)	75
<b>FR20</b>	"Sure Grip" footing	92

Chair Version



- 24/7 Multi-shift intensive use environments
- Heavy duty components
- Accommodates most individuals as a mid-sized chair
- Proportionally scaled seat and back
- Built for extreme conditions
- Partial assembly required
- Memory foam seat

350 lb. Capacity All prices are LIST

Model	Arm Options	Arm Pad Options (default pad in bold)	Upholstery Grade					
			1	2	3	4	5	6
<b>PRMB01HD</b> <i>basic task fixed back</i>	armless	-	885	925	965	1020	1075	1130
Basic task situations that require minimal adjustments.  Stool options available on PRMB01HD	<b>DA</b> drop away	<b>BAP, BT</b>	1010	1050	1090	1145	1200	1255
	<b>VF</b> fixed	-	990	1030	1070	1125	1180	1235
	<b>AT/AW</b> adj. T	<b>BAP, BT</b>	1010	1050	1090	1145	1200	1255
	<b>ATS</b> adj. T	<b>BAP, BT</b>	1010	1050	1090	1145	1200	1255
	<b>ATS/AW</b> adj. T	<b>BAP, BT</b>	1025	1065	1105	1160	1215	1270
	<b>MAT/AW</b> multi-function	-	1085	1125	1165	1220	1275	1330

Ships with CC01-HD hooded carpet casters and CY02-HD height cylinder

350 lb. Capacity All prices are LIST

Model	Arm Options	Arm Pad Options (default pad in bold)	Upholstery Grade					
			1	2	3	4	5	6
<b>PRMB08HD</b> <i>multi tilter ratchet back</i>	armless	-	1015	1055	1095	1150	1205	1260
Use in applications that require maximum adjustability. Multipurpose full 6 function ergonomic control. Recommended for its infinite range and ease of adjustments.	<b>DA</b> drop away	<b>BAP, BT</b>	1140	1180	1220	1275	1330	1385
	<b>VF</b> fixed	-	1120	1160	1200	1255	1310	1365
	<b>AT/AW</b> adj. T	<b>BAP, BT</b>	1140	1180	1220	1275	1330	1385
	<b>ATS</b> adj. T	<b>BAP, BT</b>	1140	1180	1220	1275	1330	1385
	<b>ATS/AW</b> adj. T	<b>BAP, BT</b>	1155	1195	1235	1290	1345	1400
	<b>MAT/AW</b> multi-function	-	1215	1255	1295	1350	1405	1460

Ships with CC01-HD hooded carpet casters and CY02-HD height cylinder

Most popular (recommended) 350 lb. Capacity All prices are LIST

Model	Arm Options	Arm Pad Options (default pad in bold)	Upholstery Grade					
			1	2	3	4	5	6
<b>PRMB09HD</b> <i>multi tilter ratchet back integrated seat slider</i>	armless	-	1035	1075	1115	1170	1225	1280
Perfect for any application. An all inclusive control at a value price. Includes an internal ratchet back height adjustment and seat slider.	<b>DA</b> drop away	<b>BAP, BT</b>	1160	1200	1240	1295	1350	1405
	<b>VF</b> fixed	-	1140	1180	1220	1275	1330	1385
	<b>AT/AW</b> adj. T	<b>BAP, BT</b>	1160	1200	1240	1295	1350	1405
	<b>ATS</b> adj. T	<b>BAP, BT</b>	1160	1200	1240	1295	1350	1405
	<b>ATS/AW</b> adj. T	<b>BAP, BT</b>	1175	1215	1255	1310	1365	1420
	<b>MAT/AW</b> multi-function	-	1235	1275	1315	1370	1425	1480

Ships with CC01-HD hooded carpet casters and CY02-HD height cylinder

Actual dimensions will vary depending on model and options selected.

**Dimensions:** seat width 20.5" seat height from floor chair version 16.5"-20.5" stool version 23"-31" back width 18" back height 20.5"-23.5"

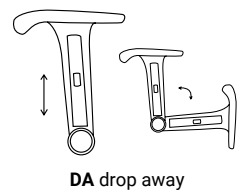
**Weight:** approx. 54-58 lbs.  
**COM Requirements:** 2 yards per chair



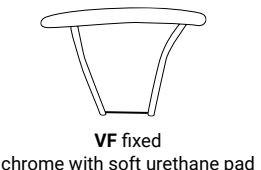
TO ORDER, please specify:	model	arm	arm pad	back panel	options	fabric pattern	fabric color	price
EXAMPLE	PRMB01HD	DA	BAP	BB	HC01-HD	ANCHORAGE	ONYX	1085

Mechanism Functions Arm Options Arm Pad Options Back Panel Options

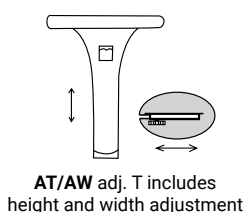
**Basic Task - Heavy Duty Version**  
(1 paddle)  
Swivels 360°, pneumatic cylinder seat height adjustment, back depth adjustment.



**SB** Standard upholstered back panel. (DEFAULT)  
**BB** Ballistic nylon back – recommended (no upcharge)  
**BP** Bumper back trim – recommended (no upcharge) Choose from 6 colors. Refer to web site for selection.  
  
Buzz Seating is not responsible for back panel wear or tear regardless of option chosen. For additional back wear protection, **BB** or **BP** is recommended. One option is provided without an additional upcharge. If both options are ordered a 45 list upcharge applies. Refer to web site for **BP** color selections.  
  
DEFAULT IS SB UNLESS SPECIFIED OTHERWISE

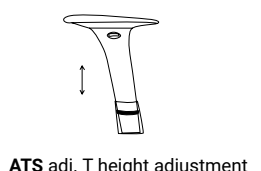


**Multi Tilter - Heavy Duty Version**  
(3 paddles)  
Swivels 360°, pneumatic cylinder seat height adjustment, seat and back tilt as unit, free floats in unlocked position, infinite position tilt lock, tilt tension control, internal ratchet back height adjustment, infinite back angle adjustment.

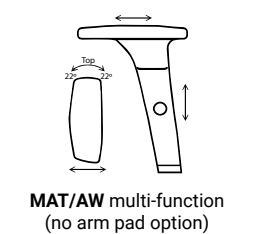
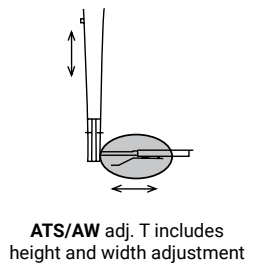


Additional Options

MODEL#		ADD
CAL133	California Technical Bulletin 133	115
EF	1" extra seat foam	46
GLBG	Stationary bell glides (set of 5)	41
HC01-HD	Hard floor casters (set of 5)	75
MSLC	Self-braking hard floor casters brake when unoccupied (set of 5)	69
MSRLC	Self-braking hard floor casters brake when occupied (set of 5)	75
SP-HD	Stool package (with PRMB01HD controls only). Includes 8" cylinder and "Sure Grip" footing. Seat height extends from 20"-28".	196
XSP-HD	Ext. stool package (with PRMB01HD controls only). Includes 10" cylinder and "Sure Grip" footing. Seat height extends from 22"-32".	219
FR20	"Sure Grip" footing	92



**Multi Tilt w/Integrated Seat Slider Heavy Duty Version**  
(4 paddles)  
Swivels 360°, pneumatic cylinder seat height adjustment, seat and back tilt as unit, free floats in unlocked position, infinite position tilt lock, tilt tension control, internal ratchet back height adjustment, infinite back angle adjustment, side activated sliding seat pan.



Warranty: 24/7 Multi-Shift Series

Standard published warranty terms and conditions apply with the following changes: 5 years on all components and 2 years on fabric and foam.

Chair Version



- 24/7 Multi-shift intensive use environments
- Heavy duty components
- Accommodates most individuals as a high-back chair
- Proportionally scaled seat and back
- Built for extreme conditions
- Partial assembly required
- Memory foam seat

350 lb. Capacity All prices are LIST

Model	Arm Options	Arm Pad Options (default pad in bold)	Upholstery Grade					
			1	2	3	4	5	6
<b>PRHB01HD</b> <small>basic task fixed back</small>	armless	-	965	1005	1045	1100	1155	1210
Basic task situations that require minimal adjustments.  Stool options available on PRHB01HD	<b>DA</b> drop away	<b>BAP</b> , BT	1090	1130	1170	1225	1280	1335
	<b>VF</b> fixed	-	1065	1105	1145	1200	1255	1310
	<b>AT/AW</b> adj. T	<b>BAP</b> , BT	1090	1130	1170	1225	1280	1335
	<b>ATS</b> adj. T	<b>BAP</b> , BT	1090	1130	1170	1225	1280	1335
	<b>ATS/AW</b> adj. T	<b>BAP</b> , BT	1105	1145	1185	1240	1295	1350
	<b>MAT/AW</b> multi-function	-	1165	1205	1245	1300	1355	1410

Ships with heavy duty CC01-HD hooded carpet casters and CY02-HD height cylinder

350 lb. Capacity All prices are LIST

Model	Arm Options	Arm Pad Options (default pad in bold)	Upholstery Grade					
			1	2	3	4	5	6
<b>PRHB08HD</b> <small>multi tilter ratchet back</small>	armless	-	1095	1135	1175	1230	1285	1340
Use in applications that require maximum adjustability. Multipurpose full 6 function ergonomic control. Recommended for its infinite range and ease of adjustments.	<b>DA</b> drop away	<b>BAP</b> , BT	1220	1260	1300	1355	1410	1465
	<b>VF</b> fixed	-	1195	1235	1275	1330	1385	1440
	<b>AT/AW</b> adj. T	<b>BAP</b> , BT	1220	1260	1300	1355	1410	1465
	<b>ATS</b> adj. T	<b>BAP</b> , BT	1220	1260	1300	1355	1410	1465
	<b>ATS/AW</b> adj. T	<b>BAP</b> , BT	1235	1275	1315	1370	1425	1480
	<b>MAT/AW</b> multi-function	-	1295	1335	1375	1430	1485	1540

Ships with heavy duty CC01-HD hooded carpet casters and CY02-HD height cylinder

Most popular (recommended)

350 lb. Capacity All prices are LIST

Model	Arm Options	Arm Pad Options (default pad in bold)	Upholstery Grade					
			1	2	3	4	5	6
<b>PRHB09HD</b> <small>multi tilter ratchet back integrated seat slider</small>	armless	-	1115	1155	1195	1250	1305	1360
Perfect for any application. An all inclusive control at a value price. Includes an internal ratchet back height adjustment and seat slider.	<b>DA</b> drop away	<b>BAP</b> , BT	1240	1280	1320	1375	1430	1485
	<b>VF</b> fixed	-	1215	1255	1295	1350	1405	1460
	<b>AT/AW</b> adj. T	<b>BAP</b> , BT	1240	1280	1320	1375	1430	1485
	<b>ATS</b> adj. T	<b>BAP</b> , BT	1240	1280	1320	1375	1430	1485
	<b>ATS/AW</b> adj. T	<b>BAP</b> , BT	1255	1295	1335	1390	1445	1500
	<b>MAT/AW</b> multi-function	-	1315	1355	1395	1450	1505	1560

Ships with heavy duty CC01-HD hooded carpet casters and CY02-HD height cylinder

Actual dimensions will vary depending on model and options selected.

**Dimensions:** seat width 22" seat height from floor chair version 16.5"-20.5" stool version 23"-31" back width 20" back height 23.5"-26.5"

**Weight:** approx. 56-60 lbs.

**COM Requirements:** 2 yards per chair

**FREIGHT PROGRAM**  
11 or fewer \$25 net per chair  
12 or more free shipping

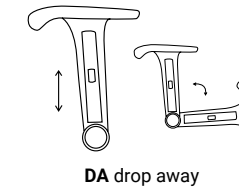


TO ORDER, please specify:  
EXAMPLE

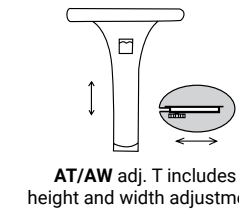
model PRHB01HD arm VF arm pad - back panel BB options HC01-HD fabric pattern ANCHORAGE fabric color ONYX price 1140

Mechanism Functions

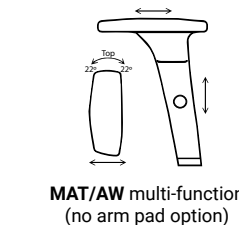
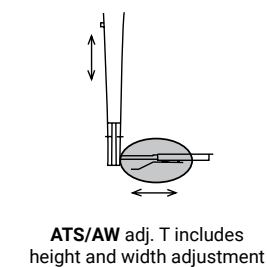
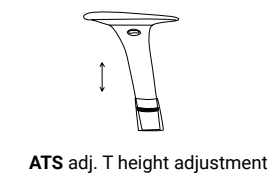
**Basic Task - Heavy Duty Version**  
(1 paddle)  
Swivels 360°, pneumatic cylinder seat height adjustment, back depth adjustment.



**Multi Tilter - Heavy Duty Version**  
(3 paddles)  
Swivels 360°, pneumatic cylinder seat height adjustment, seat and back tilt as unit, free floats in unlocked position, infinite position tilt lock, tilt tension control, internal ratchet back height adjustment, infinite back angle adjustment.



**Multi Tilt w/Integrated Seat Slider Heavy Duty Version**  
(4 paddles)  
Swivels 360°, pneumatic cylinder seat height adjustment, seat and back tilt as unit, free floats in unlocked position, infinite position tilt lock, tilt tension control, internal ratchet back height adjustment, infinite back angle adjustment, side activated sliding seat pan.



Arm Options

Arm Pad Options



Back Panel Options

- SB** Standard upholstered back panel. (DEFAULT)
- BB** Ballistic nylon back – recommended (no upcharge)
- BP** Bumper back trim – recommended (no upcharge)  
Choose from 6 colors. Refer to web site for selection.

Buzz Seating is not responsible for back panel wear or tear regardless of option chosen. For additional back wear protection, **BB** or **BP** is recommended. One option is provided without an additional upcharge. If both options are ordered a 45 list upcharge applies. Refer to web site for **BP** color selections.

DEFAULT IS SB UNLESS SPECIFIED OTHERWISE

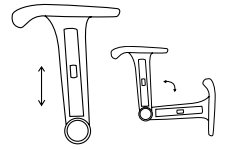
Additional Options

MODEL#		ADD
CAL133	California Technical Bulletin 133	115
EF	1" extra seat foam	46
GLBG	Stationary bell glides (set of 5)	41
HC01-HD	Hard floor casters (set of 5)	75
MSLC	Self-braking hard floor casters brake when unoccupied (set of 5)	69
MSRLC	Self-braking hard floor casters brake when occupied (set of 5)	75
SP-HD	Stool package (with PRHB01HD controls only). Includes 8" cylinder and "Sure Grip" footing. Seat height extends from 20"-28".	196
XSP-HD	Ext. stool package (with PRHB01HD controls only). Includes 10" cylinder and "Sure Grip" footing. Seat height extends from 22"-32".	219
FR20	"Sure Grip" footing	92

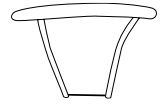
Warranty: 24/7 Multi-Shift Series

Standard published warranty terms and conditions apply with the following changes: 5 years on all components and 2 years on fabric and foam.

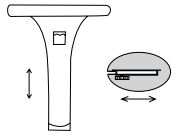
## Arm Options



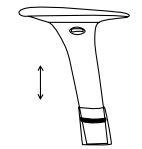
**DA Drop Away Adjustable T-Arm**  
Adjustable 2.5" in height and can be dropped completely rearward with tension adjustment. Available with any arm pad option.  
**DA** add 125 list



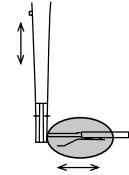
**VF Fixed Arm**  
Non-adjustable. Urethane pad with chromed uprights. Front sloped for under desk or table access.  
**VF** add 105 list



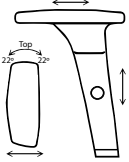
**AT/AW Adjustable T-Arm**  
Traditional style. Adjustable 2.5" in height. Arms can be adjusted out from the seat an additional 2" on each side. Available with any arm pad option.  
**AT/AW** add 125 list



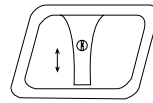
**ATS Adjustable T-Arm**  
Contemporary style. Adjustable 2.5" in height. Available with any arm pad option.  
**ATS** add 125 list



**ATS/AW Adjustable T-Arm including Width Adjustment Brackets**  
ATS contemporary style adjustable T-Arm includes AW adjustable width brackets. Adjustable 2.5" in height. Arms can be adjusted out from the seat an additional 2" on each side. Available with any arm pad option.  
**ATS/AW** add 140 list



**MAT/AW Multi-Function Arm**  
Adjusts 2.5" in height. Pads have center pivot point and rotate 22" in and out (2 separate directions). Additionally, pads slide forward and rearward with 2" of travel. Width adjustable brackets included.  
**MAT/AW** add 200 list



**AL Adjustable Loop Arm**  
Urethane. Adjust 2.5" in height. Use with Big & Tall, Shield, Pronto 24/7.  
**AL** add 185 list

## Casters

### Definitions

**Carpet Caster** – Hard wheel for use on soft surfaces such as carpet

**Hard Floor Caster** – Soft wheel for use on tile, wood, vinyl, concrete or any other hard surface

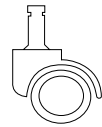
**Multi-Surface Caster** – Hard wheel for use on all floor types

**Locking Caster** – Casters do not allow the chair to roll when nobody is seated in chair

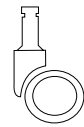
**Reverse Locking Caster** – Casters do not allow the chair to roll when someone is seated in chair

**Hooded Caster** – Wheels are covered by a "Hood"

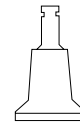
**Non-Hooded Caster** – Casters are exposed



Hooded Caster



Non-Hooded Caster



Bell Glide

### Pronto/Snap/Melo Basic & Medical Stool

Black hooded caster  
**CC01** – Carpet casters add 41 list / set of 5  
**HC01** – Hard floor casters add 41 list / set of 5

### Jem/Caboodle

Large wheel black hooded caster  
**CC02** – Carpet casters add 46 list / set of 4  
**HC02** – Hard floor casters add 46 list / set of 4

### Rika/Melo/Pronto Mesh/Dandy/Nifty

Black non-hooded caster  
**CC07** – Black carpet casters add 46 list / set of 5  
**CC07-SL** – Black & silver carpet casters add 46 list / set of 5  
**HC07** – Hard floor casters add 46 list / set of 5

### Jem/Melo Side

Small wheel black caster  
**CC09** – Black carpet casters add 46 list / set of 4  
**HC09** – Hard floor casters add 46 list / set of 4

### Pronto HD/Shield/Big & Tall

Black non-hooded caster  
**CC01-HD** – Carpet casters add 75 list / set of 5  
**HC01-HD** – Hard floor casters add 75 list / set of 5

### Shield HD/Big & Tall HD

Black non-hooded caster  
**MSSHD** – Multi-surface add 75 list / set of 6

### Universal Chrome Caster

Chrome hooded caster  
**CCCH** – Carpet casters add 52 list / set of 5  
**HCCH** – Hard floor casters add 52 list / set of 5

### Universal Locking Caster

Black hooded caster  
**MSLC** – Multi-surface add 69 list / set of 5

### Universal Reverse Locking Caster

Black hooded caster  
**MSRLC** – Multi-surface casters add 75 list / set of 5

### Flite

Black nylon glide caster  
**GL01** add 12 list / set of 4

### Jem/Melo Side

Black nylon caster  
**GL07** add 29 list / set of 4


### Start

Black nylon glide caster  
**GL04** add 12 list / set of 4

### Universal Bell Glide

Black nylon glide caster  
**GLBG** add 41 list / set of 5

## Arm Pad Options



**BAP** Buzz arm pad profile (default pad if none specified except for ATS)  
add 35 list per pair



**BT** bullet arm pad profile (recommended and default for ATS)  
add 35 list per pair

## Accessories



### Ballistic nylon back

Can be applied for added strength. Prevents scratching or tearing of fabric. Black in color. Used in place of plastic backs.

**BB** No upcharge  
\*ordered in conjunction with **BP** bumper guard  
add 45 list



### Bumper back trim

Vinyl strip attached to the outer perimeter of the rear back panel of chair to protect against edge back wear. Available in 6 colors that can be color coordinated with fabric or vinyl. Refer to web site for color selections.

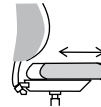
**BP** No upcharge  
\*ordered in conjunction with **BB** ballistic nylon  
add 45 list



### Thoracic back

Provides additional pronounced support throughout the thoracic area of the back. (On PRMB03, 09 only)

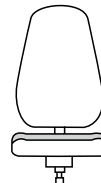
**THORBACK** add 105 list  
Ordered separately contact **customer service**



### Sliding seat pan

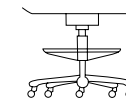
Allows the seat to be adjusted to different depth settings. Permits 2.5" of travel at multiple lock-in points.

**SS (MESH)** add 87 list  
**SS** add 98 list  
\*Not available on stools



### 1" Additional seat foam

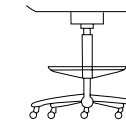
Add for increased seat comfort.  
**EF** standard foam add 46-64 list depending on model  
**MF** 1" layer memory foam over upgraded high density foam seat add 105 list



### Standard stool package

Seat height from floor ranges from 20" to 28". Actual seat heights can vary depending upon model. Footring and 8" travel cylinder included.

**SP** add 133 list  
**SP-HD** add 196 list



### Extended stool package

Seat height from floor ranges from 22" to 32". Actual seat heights can vary depending upon model. Footring and 10" travel cylinder included.

**XSP** add 156 list  
**XSP-HD** add 219 list



### CAL 133

Fire blocker is upholstered over seat and back foam.  
**CAL133** add 60-140 list depending on model



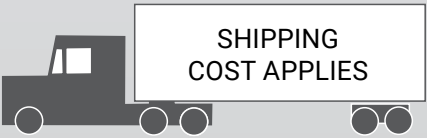
**Headrest**  
Rika series

**RAHR** add 130 list

Please refer to specific chair models for available accessory options.

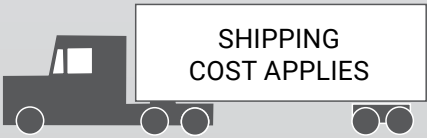
**Parts List** Customer is responsible for shipping cost for parts and upholstery.

MODEL#	ITEM	LIST PRICE
<b>ARMS</b>		
DA	Drop away (complete) - specify pad	125 pair
VF	V shaped fixed	105 pair
AT/AW	Adjustable height & width (complete) - specify pad	125 pair
ATS	Contemporary adjustable height (complete) - specify pad	125 pair
ATS/AW	Contemporary adjustable height & width (complete) - specify pad	140 pair
MAT/AW	Multi-Function height & weight (complete)	200 pair
AW	Adjustable width brackets *when purchased separately	29 pair
AL	Adjustable height loop	185 pair
BAP	Buzz Arm Pad (replaced Diamond Pad)	35 pair
BT	Bullet Pad	35 pair
RMFA	Rika multi function height adjustable	115 pair
<b>CYLINDER</b>		
CY00	Specialty - 2.5" Travel	35 ea
CY01	Bantam/Petite - 3" Travel	35 ea
CY02	Pronto MB & HB - 5" Travel	41 ea
CY02-CH	Pronto MB & HB/Pronto Mesh/Melo/Medical Chrome - 5" Travel	52 ea
CY02-HD	Pronto Heavy Duty - 5" Travel	58 ea
CY02-HD2	Shield/Big & Tall - 5" Travel	58 ea
CY02-SHD	Shield/Big & Tall Super Heavy Duty - 5" Travel	127 ea
CY03	Chair/Stool - 7.5" Travel	46 ea
CY04	Stool - 8" Travel	41 ea
CY04-CH	Stool Chrome - 8" Travel	58 ea
CY04-HD	Stool Heavy Duty - 8" Travel	104 ea
CY05	Extended Stool - 10" Travel	64 ea
CY05-CH	Extended Stool Chrome - 10" Travel	81 ea
CY05-HD	Extended Stool Heavy Duty - 10" Travel	127 ea
CY06	Melo/Pronto Mesh - 4" Travel	46 ea
CY06-CH	Melo/Pronto Mesh Chrome - 4" Travel	46 ea
CY06-HD	Melo/Pronto Mesh Heavy Duty - 4" Travel	58 ea
CY07	Rika Short / Nifty - 3" Travel	46 ea
CY08	Rika Standard - 4" Travel	46 ea
CY09	Rika Tall - 5" Travel	46 ea
CY10	Dandy - 5" Travel	46 ea
CY13	Medical/Snap - 5" Travel	41 ea
CY14	Melo Basic - 5" Travel	41 ea
CY16	LOD20 - Auto Return	46 ea
CY17	LOD40 - 2.5" Travel	46 ea
CY18	Nifty - 4" Travel	46 ea
CY19	LOD50/60/70 - 5" Travel	46 ea
CY20	LOD80 - 2.75" Travel	46 ea
CY22	Rika Short Leather - 3.5" Travel	46 ea
COVER	Cylinder Cover Can	35 ea

MODEL#	ITEM	LIST PRICE
<b>BASE</b>		
BASE22	22" Poly Base in Blk, Dk Gray, Lt Gray, Sand Medical	52 ea
BASE22-A	22" Polished Aluminum Base Medical/Snap (not available on stools)	115 ea
BASE23	23" Poly Black Base Snap	52 ea
BASE24	24" Poly Black Base Bantam/Petite/Urethane	52 ea
BASE24-M	24" Poly Base in Blk, Dk Gray, Lt Gray, Sand Medical/Snap	52 ea
BASE25-TH	25" Thunder Poly Black Base Melo/Pronto Mesh	52 ea
BASE25-THA	25" Thunder Polished Aluminum Base Melo/Pronto Mesh	115 ea
BASE26	26" Poly Black Base Pronto MB/HB	52 ea
BASE26-A	26" Polished Aluminum Base Pronto MB/HB	115 ea
BASE27.5-HD	27.5" Poly Black Base Big & Tall/Shield	75 ea
BASE27.5-SHD	27.5" Steel Black Base Big & Tall HD/Shield HD	219 ea
BASE-PAB	Rika Polished Aluminum Base	115 ea
BASE-PBB	Rika Poly Black Base	52 ea
BACO	Base Collar (adds 3/4" to seat height)	6 ea
<b>MISCELLANEOUS</b>		
FR18	18" Sure Grip Foot Ring Medical Stool Only	92 ea
FR20	20" Sure Grip Foot Ring	92 ea
<b>Contact Customer Service for parts not shown.</b>		
		
Customer is responsible for shipping cost for parts and upholstery.		

**Parts List** Customer is responsible for shipping cost for parts and upholstery.

MODEL#	ITEM	LIST PRICE
<b>CARPET CASTERS</b>		
CC01	Hooded Carpet Caster (Black) Pronto/Urethane/Snap/Melo Basic	41 set of 5
CC01-HD	Carpet Heavy Duty Caster (Black) Pronto HD/Big & Tall/ Shield	75 set of 5
CC02	Hooded Carpet Caster (Black) Large Wheel Caboodle/Jem	46 set of 5
CC07	Carpet Caster (Black) Dandy/Nifty/Melo/Pronto Mesh/Rika	46 set of 5
CC07-SL	Carpet Caster (Black & Silver) Melo/Pronto Mesh	46 set of 5
CC09	Carpet Caster (Black) Small Wheel Jem/Melo Side	46 set of 5
CCCH	Carpet Caster (Chrome)	52 set of 5
<b>HARD FLOOR CASTERS</b>		
HC01	Hooded Hard Floor Caster (Black) Pronto/Urethane/Snap/Melo Basic	41 set of 5
HC01-HD	Hard Floor Heavy Duty Caster (Black) Pronto HD/Big & Tall/Shield	75 set of 5
HC02	Hooded Hard Floor Caster (Black) Large Wheel Caboodle/Jem	46 set of 5
HC07	Hard Floor Caster (Black) Dandy/Nifty/Melo/Pronto Mesh/Rika	46 set of 5
HC09	Hard Floor Caster (Black) Small Wheel Jem/Melo Side	46 set of 5
HCCH	Hard Floor Caster (Chrome)	52 set of 5
<b>GLIDES</b>		
GL01	Glide (Black Nylon) Flite	12 set of 4
GL02	Glide (Black Nylon) Jem (short)/Jem Arm Hole Covers	12 set of 4
GL03	Glide (Black Nylon) Melo Side (short)	12 set of 4
GL04	Glide (Black Nylon) Start	12 set of 4
GL05	Glide (Black Nylon) LOD20	12 set of 4
GL06	Glide (White Nylon) LOD151/157	12 set of 4
GL07	Glide (Black Nylon) Jem/Melo Side (tall)	29 set of 4
GLBG	Stationary Bell Glide	41 set of 5
GLRF	Rubber Feet	35 set of 4

MODEL#	ITEM	LIST PRICE
<b>MULTI-SURFACE CASTERS</b>		
MS02	Multi-Surface Caster (Black) LOD40/LOD50	46 set of 5
MS03	Multi-Surface Caster (Black) LOD60/LOD70/LOD80	46 set of 5
MSLC	Multi-Surface Locking Caster (Black) *Breaks when not seated	69 set of 5
MSRLC	Multi-Surface Reverse Locking Caster (Black) *Breaks when seated	75 set of 5
MSSHD	Multi-Surface Super Heavy Duty Caster (Black) Big & Tall HD/Shield HD	75 set of 6
<b>UPHOLSTERY</b>		<b>Net Price</b>
Grade 1	Specify Pattern/Color	35 per yd
Grade 2	Specify Pattern/Color	45 per yd
Grade 3	Specify Pattern/Color	50 per yd
Grade 4	Specify Pattern/Color	60 per yd
Grade 5	Specify Pattern/Color	75 per yd
Grade 6	Specify Pattern/Color	95 per yd
Ballistic Nylon	Specify Color	50 per yd
<b>Contact Customer Service for parts not shown.</b>		
		
Customer is responsible for shipping cost for parts and upholstery.		






1.877.263.5737



1.513.772.7328



[www.buzzseating.com](http://www.buzzseating.com)



Buzz Seating Inc.

PO Box 31379, Cincinnati, OH 45231

[www.buzzseating.com](http://www.buzzseating.com)